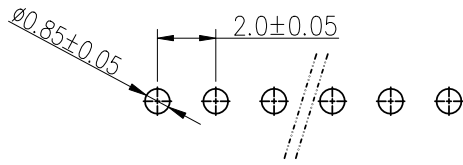
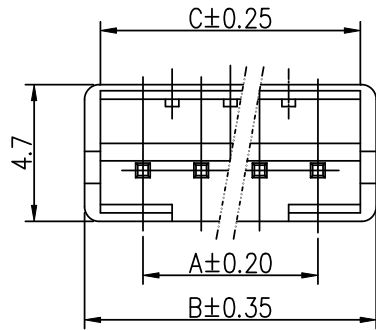


RoHS

HF



RECOMMENDED PCB LAYOUT

T=1.0mm~1.6mm

NOTE:

1. MATERIAL SPECIFICATION:
  - 1.1 INSULATION: NYLON 66 UL 94V-0
  - 1.2 CONTACT: SQ. 0.50mm BRASS
2. FINISH: TIN PLATED.
3. BILL OF PART NO:

2001WV-XP-XX-HF

NO. OF CIRCUITS: 2~16

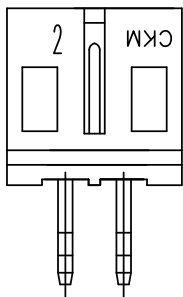
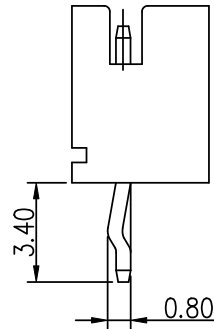
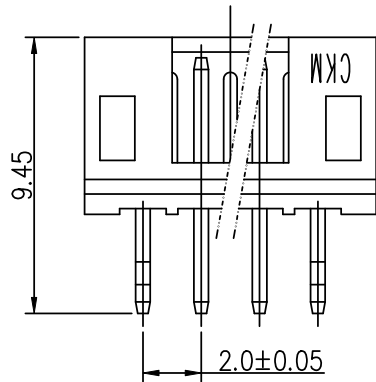
HF=HALOGEN FREE

FINISH:A=MATTE TIN PLATED

COLOR: BLANK(NATURAL) OR A~U

B=BRIGHT TIN PLATED

5. DIMENSIONAL



(2 CIRCUITS)

POS	A	B	C
2	2.00	6.00	4.90
3	4.00	8.00	6.90
4	6.00	10.00	8.90
5	8.00	12.00	10.90
6	10.00	14.00	12.90
7	12.00	16.00	14.90
8	14.00	18.00	16.90
9	16.00	20.00	18.90
10	18.00	22.00	20.90
11	20.00	24.00	22.90
12	22.00	26.00	24.90
13	24.00	28.00	26.90
14	26.00	30.00	28.90
15	28.00	32.00	30.90
16	30.00	34.00	32.90

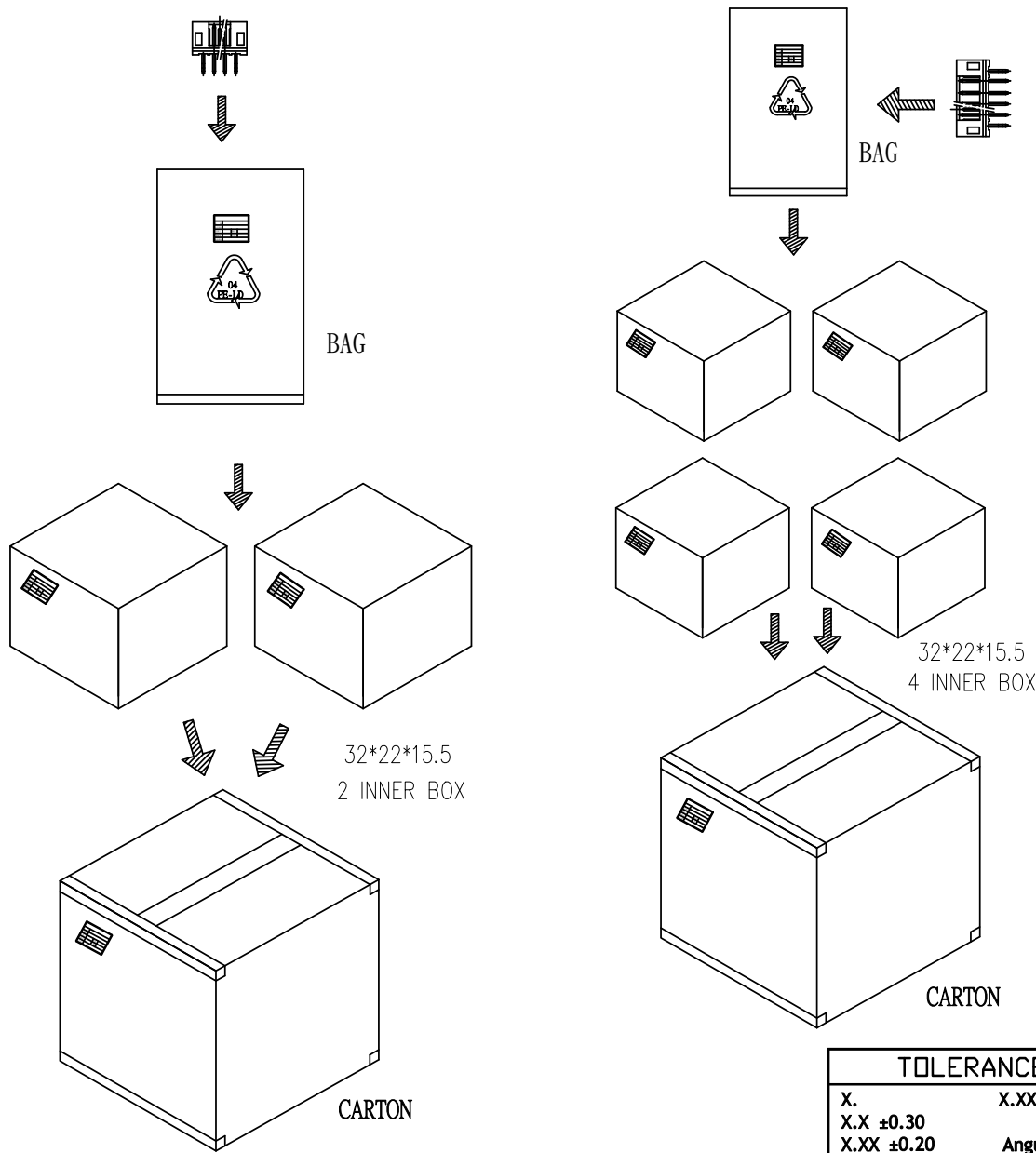
COLOR CODE	
BLANK	NATURAL
A	BLACK
B	BROWN
C	RED
D	ORANGE
E	YELLOW
F	GREEN
G	BLUE
H	PURPLE
J	GREY
K	WHITE
M	MILKY YELLOW
Q	BRICK RED
U	MILKY WHITE

CKM  
2017.06.12  
研發部

TOLERANCE		PART NO.		朝貴電子股份有限公司 CKM ELECTRONICS CO., LTD.		
X.	X.XXX ±0.10	2001WV-XP-XX-HF				
X.X	±0.30	DRAWING NO.		TITLE.		
X.XX	±0.20	C- 200102XX-XX		2.0mm PITCH VERTICAL DIP TYPE CONNECTOR		
UNIT: mm DWG TYPE.	Customer Drawing	APPROVED BY	CHECKED BY	DRAWN BY	PAGE	REV.
		Angus Chen 2017.06.09	Angus Chen 2017.06.09	Winner 2017.06.09	1 OF 2	
				SCALE		
				5 : 1		

C		UPDATE DRAWING	WINNER	2017.06.09
B		UPDATE DRAWING	WINNER	2017.03.24
REV.	ECN NO	REVISION RECORD	DRAW	DATE

RoHS



POS	BAG PCS/BAG	INNER BOX PCS/BOX	CARTON PCS/CARTON	NET WEIGHT (KG)	CROSS WEIGHT (KG)
2	1000x20	20.0Kx2	40.0K	4.90	6.26
3	750x18	13.5Kx2	27.0K	4.52	5.82
4	650x16	10.4Kx2	20.8K	4.31	5.61
5	550x16	8.8Kx2	17.6K	4.12	5.42
6	450x16	7.2Kx4	28.8K	8.06	10.25
7	400x16	6.4Kx4	25.6K	7.78	9.97
8	350x16	5.6Kx4	22.4K	7.48	9.67
9	350x16	5.6Kx4	22.4K	8.32	10.51
10	300x16	4.8Kx4	19.2K	9.60	11.79
11	250x18	4.5Kx4	18.0K	7.92	10.14
12	250x16	3.2Kx4	12.8K	7.68	9.87
13	250x15	3.75Kx4	15.0K	7.58	9.76
14	200x16	3.2Kx4	12.8K	6.98	9.17
15	200x15	3.0Kx4	12.0K	8.04	10.22
16	200x15	3.0Kx	12.0K	8.00	10.18

TOLERANCE	
X. X.X ±0.30 X.XX ±0.20	X.XXX ±0.10 Angular ±2°
	UNIT: mm
DWG TYPE. <b>Customer Drawing</b>	

PART NO. 2001WV-XP-XX-HF		朝貴電子股份有限公司 CKM ELECTRONICS CO., LTD.	
DRAWING NO. C- 200102XX-XX		TITLE. 2.0mm PITCH VERTICAL DIP TYPE CONNECTOR	
APPROVED BY Angus Chen 2017.06.09	CHECKED BY Angus Chen 2017.06.09	DRAWN BY Winner 2017.06.09	PAGE 2 OF 2 SCALE 5 : 1
			REV. C

C		UPDATE DRAWING	WINNER	2017.06.09
B		UPDATE DRAWING	WINNER	2017.03.24
REV.	ECN NO	REVISION RECORD	DRAW	DATE