

RoHS



NOTE:

1. MATERIAL SPECIFICATION:

1.1 INSULATOR: NYLON 66 UL94V-0& UL94V-2

1.2 CONTACT: SQ. 0.64mm COPPER ALLOY

2. FINISH: TIN PLATED

3. BILL OF PART NO:

2541WV-XP-XX-XX-XX-XX-XXX-XX

No OF CIRCUITS:2~20

FINISH

A=MATTE TIN PLATED

B=BRIGHT TIN PLATED

COLOR

BLANK(NATURAL) OR A~U

A=BLACK

M=MILKY YELLOW

BLANK OR HF(HALOGEN FREE)

VOID CIRCUITS:BLANK(STANDARD)

OR 1~3 ALPHANUMERIC DIGITS

D: VOID 2nd PIN

DIM C: BLANK(STANDARD=3.4)

MATERIAL:

BLANK:PA66 UL94 V-2

66:PA66 UL94 V-0

LOGO:

BLANK:WITH CKM LOGO

NS:WITHOUT LOGO

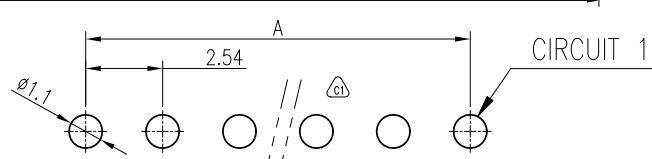
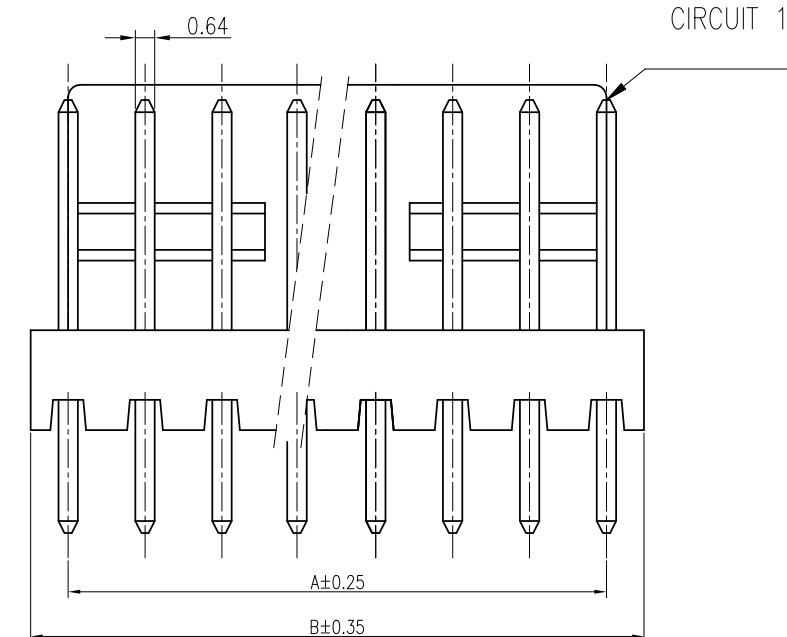
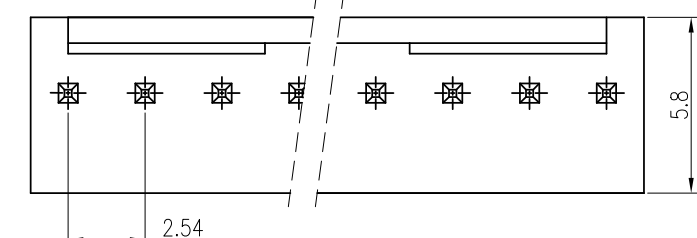
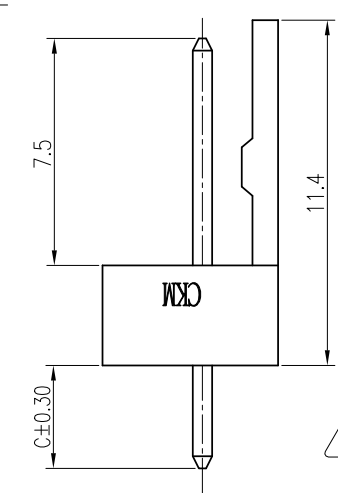
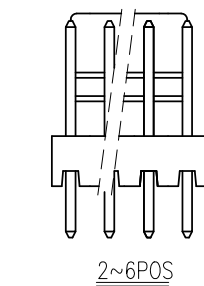
4. FOR COLOR, AVAILABILITY, DELIVERY & MOQ, CONTACT CKM

5. DIMENSIONAL & ORDERING INFORMATION

POS	A	B	POS	A	B
2	2.54	5.08	12	27.94	30.48
3	5.08	7.62	13	30.48	33.02
4	7.62	10.16	14	33.02	35.56
5	10.16	12.70	15	35.56	38.10
6	12.70	15.24	16	38.10	40.64
7	15.24	17.78	17	40.64	43.18
8	17.78	20.32	18	43.18	45.72
9	20.32	22.86	19	45.72	48.26
10	22.86	25.40	20	48.26	50.80
11	25.40	27.90			



NO	OLD P/N	NEW P/N	COLOR	LOGO
1	25410201-XX	2541WV-XP-BM-HF	MILKY YELLOW	WITH
2	25410203-XX	2541WV-XP-BM-NS-HF	MILKY YELLOW	W/O
3	25410208-XX	2541WV-XP-BA-HF	BLACK	WITH
4	25410217-XX	2541WV-XP-B-NS-66-HF	NATURAL	W/O
5		2541WV-XP-BM-X-HF	MILKY YELLOW	WITH
6		2541WV-XP-AM-X-HF	MILKY YELLOW	WITH



RECOMMENDED PCB LAYOUT(TOP VIEW)

(ALL TOLERANCES ARE ±0.05) PCB BOARD THK 1.0~1.6mm

TOLERANCE		PART NO.		朝貴電子股份有限公司 CKM ELECTRONICS CO., LTD.	
X. X.X ±0.30	X.XXX ±0.10	2541WV-XP-XX-XX-XX-XX-XXX-XX			
X.XX ±0.20	Angular ±2°	DRAWING NO.		DESCRIPTION	
		C-25410201,03,08,17-XX		2.54mm PITCH VERTICAL DIP TYPE	
DWG TYPE.		APPROVED BY	CHECKED BY	DRAWN BY	PAGE
Customer Drawing		Angus.chen 2023.07.21	Sun.lee 2023.07.21	Angel.tong 2023.07.21	10F2
				SCALE	REV.
				5 : 1	E

A

B

C

D

A

B

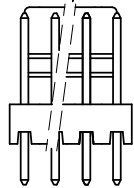
C

D


RoHS



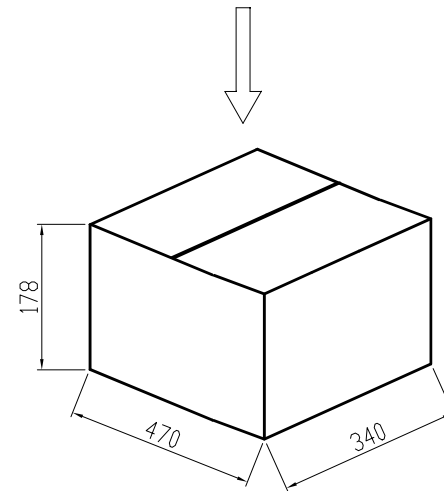
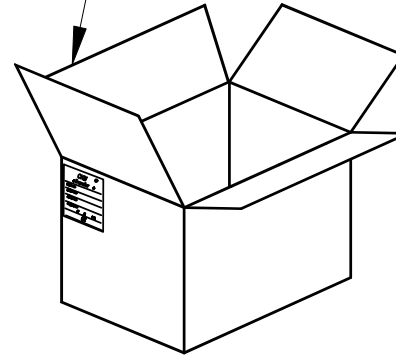
PRODUCT



PE BAG



CARTON



POS	PCS/PE BAG	PCS/CARTON
2	1000	18000
3	1000	12000
4	1000	8000
5	1000	8000
6	500	6000
7	500	5000
8	500	5000
9	500	4000
10	500	4000
11	250	4000
12	250	3000
13	250	3000
14	250	3000
15	250	2500
16	250	2500
17	250	2500
18	200	2000
19	200	2000
20	200	2000

E	EC-23070149	UPDATE DRAWING	Angel.tong	2023.07.21
D	EC-22070076	UPDATE DRAWING	Lance Cheng	2022.07.14
C		UPDATE DRAWING	TZQ	2017.01.19
REV.	ECN NO	REVISION RECORD	DRAW	DATE

TOLERANCE		PART NO.		朝貴電子股份有限公司	
X.	X.XXX ±0.10	2541WV-XP-XX-XX-XX-XX-XXX-XX		CKM ELECTRONICS CO., LTD.	
X.X	±0.30	DRAWING NO.		DESCRIPTION	
X.XX	±0.20	C-25410201,03,08,17-XX		2.54mm PITCH VERTICAL DIP TYPE	
UNIT: mm		APPROVED BY	CHECKED BY	DRAWN BY	PAGE
DWG TYPE.		Angus.chen	Sun.lee	Angel.tong	20F2
Customer Drawing		2023.07.21	2023.07.21	2023.07.21	SCALE
					5 : 1
					REV. E