

RoHS

HF

CKM
2023.07.04
研发部

NOTE:

1. MATERIAL SPECIFICATION:

1.1 INSULATOR: NYLON 66 UL94V-0, NATURAL

1.2 CONTACT: $\phi 0.60$ mm COPPER ALLOY

2. FINISH: TIN PLATE

3. RoHS & HALOGEN-FREE COMPLIANCE

4. BILL OF PART NO:

2514WR-XP-XX-XX-XXX-XX-XX-HF

BLANK=PE BAG
DP: TUBE PACKAGE

NO. OF CIRCUITS: 2~20

BLANK=W/CKM LOGO

FINISH:

NS=W/O CKM LOGO

A: MATTE TIN PLATING (OVERALL)

B: BRIGHT TIN PLATING (OVERALL)

C: GOLD FLASH (OVERALL)

VOID CIRCUITS: BLANK (STANDARD)
OR 1~3 ALPHANUMERIC DIGITS

COLOR: BLANK (NATURAL) OR A~G

BLANK=W/O BOSS

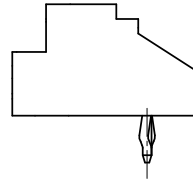
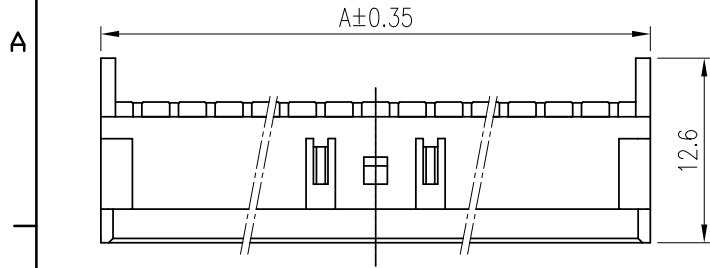
BS=W/ BOSS

5. FOR FINISH, COLOR, AVAILABILITY, DELIVERY AND MOQ, PLEASE CONTACT CKM.

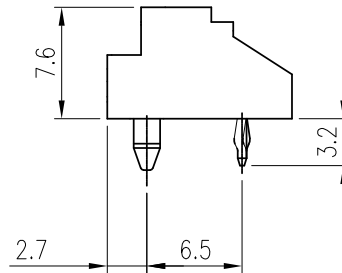
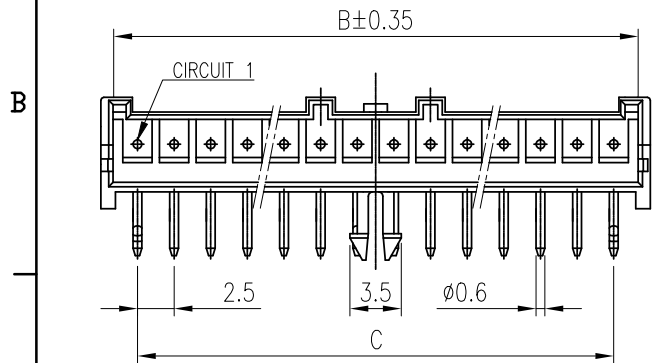
6. DIMENSIONAL

POS	A	B	C	POS	A	B	C
2	7.50	5.83	2.5	12	32.50	30.83	27.5
3	10.00	8.33	5.0	13	35.00	33.33	30.0
4	12.50	10.83	7.5	14	37.50	35.83	32.5
5	15.00	13.33	10.0	15	40.00	38.33	35.0
6	17.50	15.83	12.5	16	42.50	40.83	37.5
7	20.00	18.33	15.0	17	45.00	43.33	40.0
8	22.50	20.83	17.5	18	47.50	45.83	42.5
9	25.00	23.33	20.0	19	50.00	48.33	45.0
10	27.50	25.83	22.5	20	52.50	50.83	47.5
11	30.00	28.33	25.0				

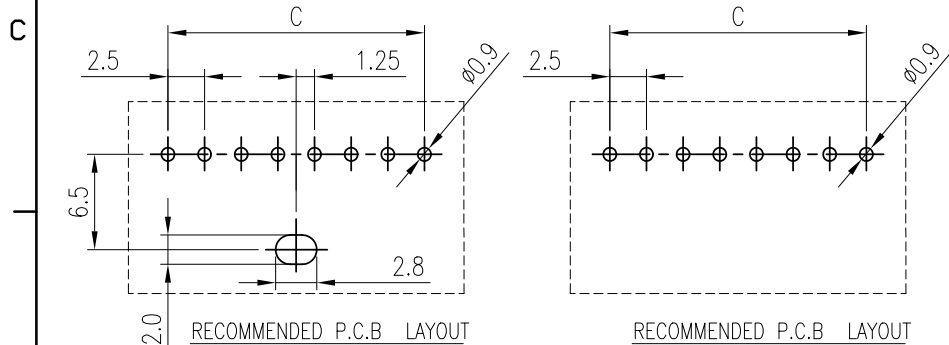
COLOR CODE	
BLANK	NATURAL
A	BLACK
C	RED
E	YELLOW
G	BLUE



W/O BOSS



W/ BOSS



RECOMMENDED P.C.B LAYOUT

TOLERANCE: ± 0.05
(PCB THK=1.0~1.6mm)

W/ BOSS

RECOMMENDED P.C.B LAYOUT

TOLERANCE: ± 0.05
(PCB THK=1.0~1.6mm)

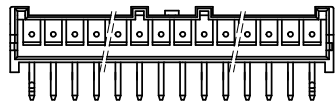
W/O BOSS

TOLERANCE		PART NO.		朝貴電子股份有限公司 CKM ELECTRONICS CO., LTD.	
X. X.XXX ± 0.10	X.XXX ± 0.10	2514WR-XP-XX-XX-XXX-XX-XX-HF			
X.X ± 0.30	Angular $\pm 2^\circ$	DRAWING NO.		DESCRIPTION	
X.XX ± 0.20		C-2514WR-XP-XX-XX-XXX-XX-XX-HF		2.50mm PITCH RIGHT ANGLE DIP TYPE CONNECTOR	
UNIT: mm		APPROVED BY	CHECKED BY	DRAWN BY	PAGE
		Angus.Chen 2023.06.30	Lance.Cheng 2023.06.30	Shawn.Hsiung 2023.06.30	1 OF 3
DWG TYPE.				SCALE	REV.
Customer Drawing				2 : 1	B



B	EC-23060142	CHANGE DRAWING	Shawn	2023.06.30
A		NEW RELEASE	Jimmy Wang	2019.03.11
REV.	ECN NO	REVISION RECORD	DRAW	DATE

RoHS

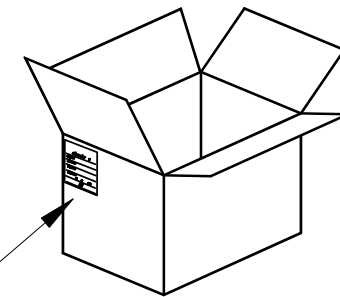

HF



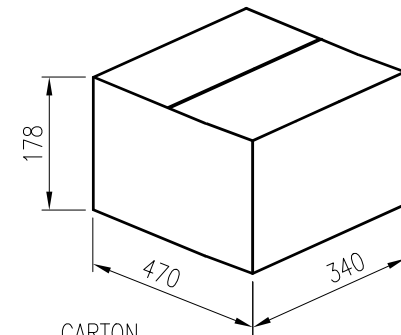

PRODUCT



PE BAG

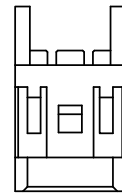


LABEL

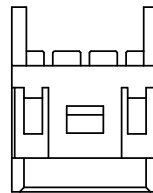


CARTON

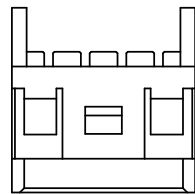
CKM
2023.07.04
研发部



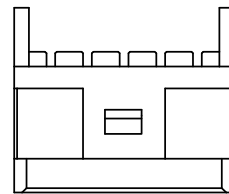
2P



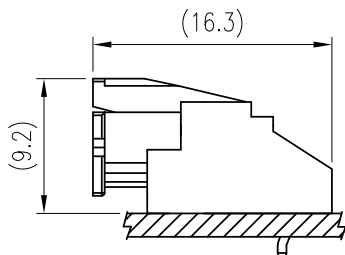
3P



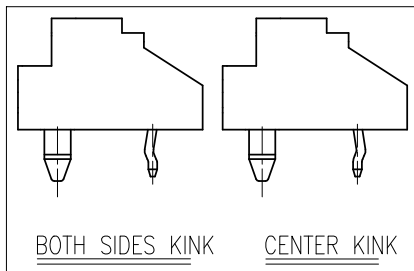
4P



5P



SIDE ENTRY TYPE



BOTH SIDES KINK

CENTER KINK

POS	1	2	3	4	5	6	7	8	9	10	11	12	13	14	15	16	17	18	19	20	
2P	●	●																			
3P	●	●	●																		
4P	●	●	●	●																	
5P	●	●	●	●	●																
6P	●	●	●	●	●	●															
7P	●	●	●	●	●	●	●														
8P	●	●	●	●	●	●	●	●													
9P	●	●	●	●	●	●	●	●	●												
10P	●	●	●	●	●	●	●	●	●	●											
11P	●	●	●	●	●	●	●	●	●	●	●										
12P	●	●	●	●	●	●	●	●	●	●	●	●									
13P	●	●	●	●	●	●	●	●	●	●	●	●	●								
14P	●	●	●	●	●	●	●	●	●	●	●	●	●	●							
15P	●	●	●	●	●	●	●	●	●	●	●	●	●	●	●						
16P	●	●	●	●	●	●	●	●	●	●	●	●	●	●	●	●					
17P	●	●	●	●	●	●	●	●	●	●	●	●	●	●	●	●	●				
18P	●	●	●	●	●	●	●	●	●	●	●	●	●	●	●	●	●	●			
19P	●	●	●	●	●	●	●	●	●	●	●	●	●	●	●	●	●	●	●		
20P	●	●	●	●	●	●	●	●	●	●	●	●	●	●	●	●	●	●	●	●	

STANDARD DIRECTION ●
NO KINK ○

KINK PIN DRAWING

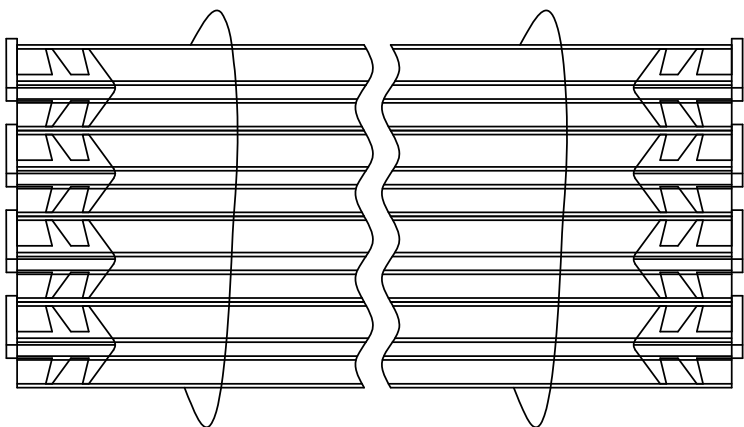
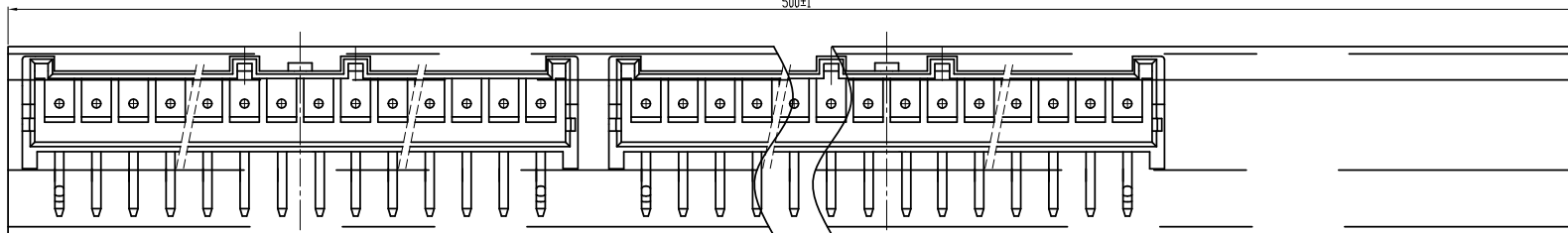
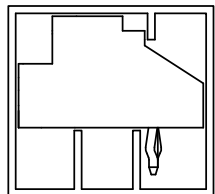
POS	PCS/BAG	PCS/CARTON
2		
3		
4	600	14400
5		
6		
7		
8		
9	500	8000
10		
11		
12		
13		
14	300	4800
15		
16		
17		
18	250	3000
19		
20		

TOLERANCE		PART NO.		朝貴電子股份有限公司 CKM ELECTRONICS CO., LTD.	
X.X ±0.30	X.XXX ±0.10	2514WR-XP-XX-XX-XXX-XX-XX-HF			
X.XX ±0.20	Angular ±2°	DRAWING NO.		DESCRIPTION	
		C-2514WR-XP-XX-XX-XXX-XX-XX-HF		2.50mm PITCH RIGHT ANGLE DIP TYPE CONNECTOR	
UNIT: mm		APPROVED BY	CHECKED BY	DRAWN BY	PAGE
DWG TYPE. Customer Drawing		Angus.Chen 2023.06.30	Lance.Cheng 2023.06.30	Shawn.Hsiung 2023.06.30	2 OF 3
				SCALE	REV.
				2 : 1	B

B	EC-23060142	CHANGE DRAWING	Shawn	2023.06.30
A		NEW RELEASE	Jimmy Wang	2019.03.11
REV.	ECN NO	REVISION RECORD	DRAW	DATE

RoHS

HF

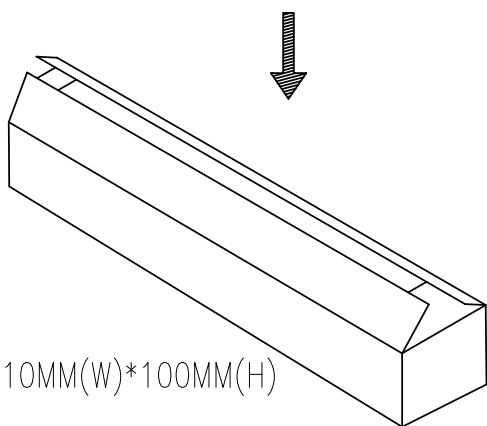


THE PACKAGES OF ONE BUNCH

500(L)*14.0(W)*13.0(H)

CKM
2023.07.04
研发部

POS	PCS/TUBE	QUANTITY(PCS)	POS	PCS/TUBE	QUANTITY(PCS)
2	64	3584	12	14	784
3	48	2688	13	13	728
4	38	2128	14	12	672
5	32	1792	15	12	672
6	27	1512	16	11	616
7	24	1344	17	10	560
8	21	1176	18	10	560
9	19	1064	19	9	504
10	17	952	20	9	504
11	16	896			



CARTON
515MM(L)*110MM(W)*100MM(H)

TOLERANCE		PART NO.		朝貴電子股份有限公司 CKM ELECTRONICS CO., LTD.	
X. X.XXX ±0.10		2514WR-XP-XX-XX-XXX-XX-XX-HF			
X.X ±0.30		DRAWING NO.		DESCRIPTION	
X.XX ±0.20	Angular ±2°	C-2514WR-XP-XX-XX-XXX-XX-XX-HF		2.50mm PITCH RIGHT ANGLE DIP TYPE CONNECTOR	
		UNIT:		APPROVED BY	
		mm		Angus.Chen 2023.06.30	
DWG TYPE.		CHECKED BY		DRAWN BY	
Customer Drawing		Lance.Cheng 2023.06.30		Shawn.Hsiung 2023.06.30	
				PAGE	
				3 OF 3	
				SCALE	
				2 : 1	
				REV.	
				B	

B	EC-23060142	CHANGE DRAWING	Shawn	2023.06.30
A		NEW RELEASE	Jimmy Wang	2019.03.11
REV.	ECN NO	REVISION RECORD	DRAW	DATE