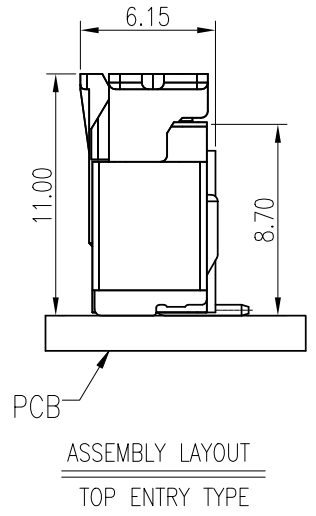
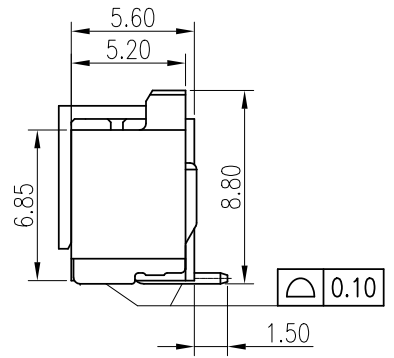
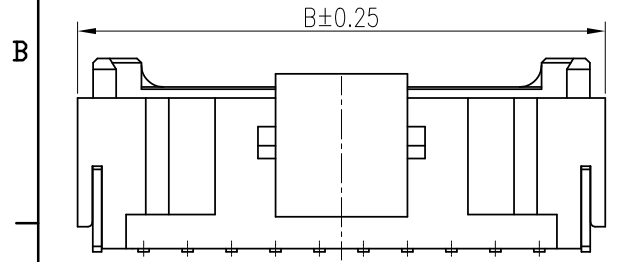
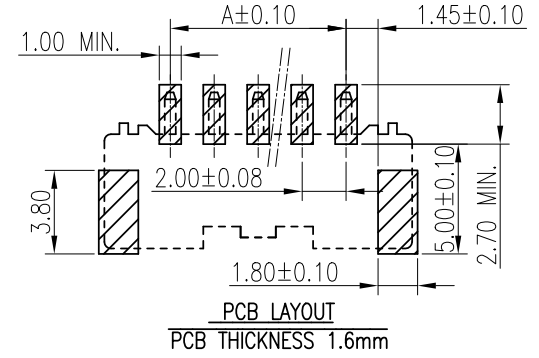
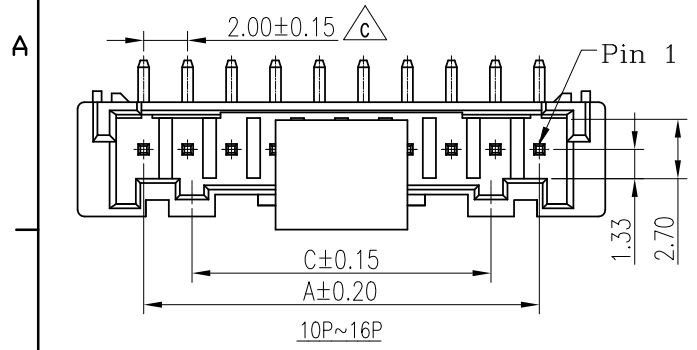


RoHS

HF

CUST INFORMATION.

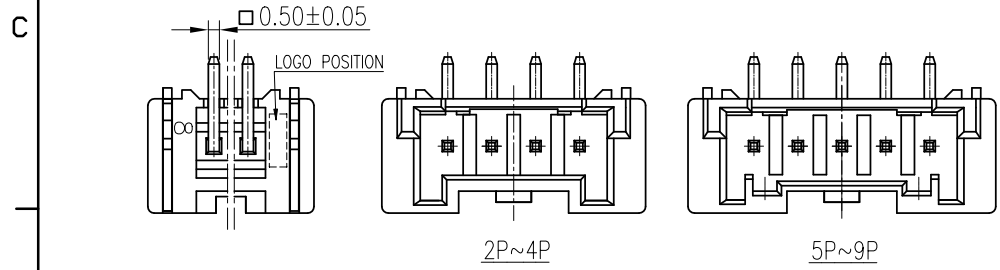
PART NO. NA	DRAWING NO. NA	REV. NA
----------------	-------------------	------------



NOTE:
 1. MATERIAL:
 1.1 INSULATOR: NYLON 6T UL 94V-0
 1.2 CONTACT=SQ 0.50mm BRASS
 1.3 SOLDER TAB: THICK 0.40mm BRASS
 2. FINISH:
 2.1 CONTACT: TIN OR GOLD PLATING
 3. RoHS & HF COMPLIANCE
 4. BILL OF PART NO:
 2015WVS-XP-XX-XX-HF
 POS:2~16
 FINISH:
 A=MATTE TIN PLATED
 B=BRIGHT TIN PLATED
 C=GOLD FLASH PLATED
 COLOR: BLANK(NATURAL) OR A~Q
 BLANK=W/CKM LOGO
 NS=W/O CKM LOGO
 (PRODUCT & CARTON)
 5. FOR FINISH, AVAILABILITY, DELIVERY & MOQ, CONTACT CKM
 6. DIMENSIONAL

POS	Dimensions		C
	A	B	
2	—	8.0	—
3	4.00	10.0	
4	6.00	12.0	7.00
5	8.00	14.0	
6	10.00	16.0	
7	12.00	18.0	13.60
8	14.00	20.0	
9	16.00	22.0	
10	18.00	24.0	
11	20.00	26.0	
12	22.00	28.0	
13	24.00	30.0	
14	26.00	32.0	
15	28.00	34.0	
16	30.00	36.0	

COLOR CODE	
BLANK	NATURAL
A	BLACK
B	BROWN
C	RED
D	ORANGE
E	YELLOW
F	GREEN
G	BLUE
H	PURPLE
J	GREY
K	WHITE
Q	BRICK RED



TOLERANCE X. ±0.50 X.XXX ±0.15 X.X ±0.35 X.XX ±0.25 Angular ±5°		PART NO. 2015WVS-XP-XX-XX-HF		朝貴電子股份有限公司 CKM ELECTRONICS CO., LTD.	
UNIT: mm		DRAWING NO. C-2015WVS-XP-XX-XX-HF		TITLE: 2.0mm PITCH VERTICAL SMT TYPE CONNECTOR	
DWG TYPE. Customer Drawing		APPROVED BY Ivan Su 2022/05/23	CHECKED BY Deliang Li 2022/05/23	DRAWN BY Ryan 2022/05/23	PAGE 1 OF 2 SCALE 4 : 1
				REV. E	

E	EC-22050071	ADD NO LOGO SPEC	Ryan	2022.05.23
D	EC-21070941	Modify Net Weight&Gross Weight	Heimer	2021.06.28
REV.	ECN NO	REVISION RECORD	DRAW	DATE

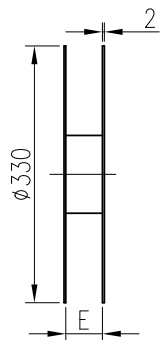
RoHS

HF

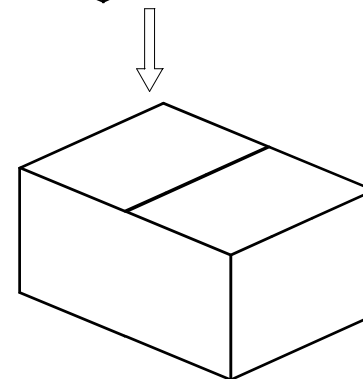
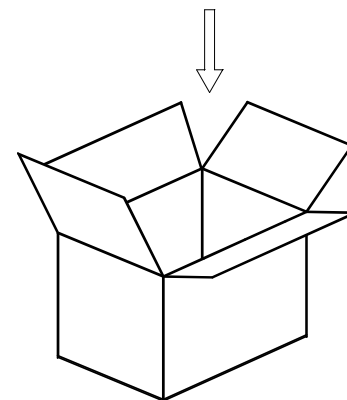
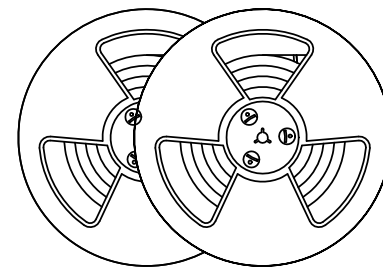
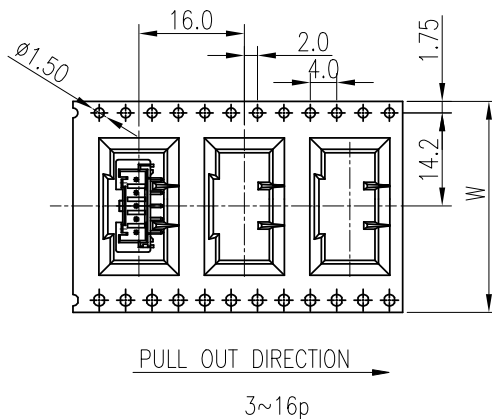
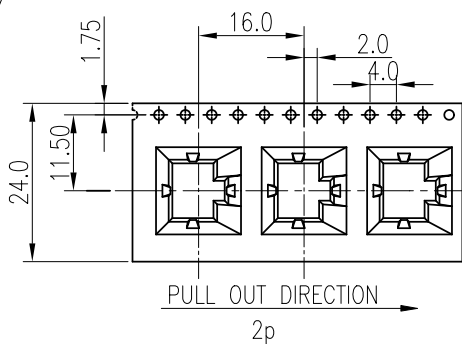
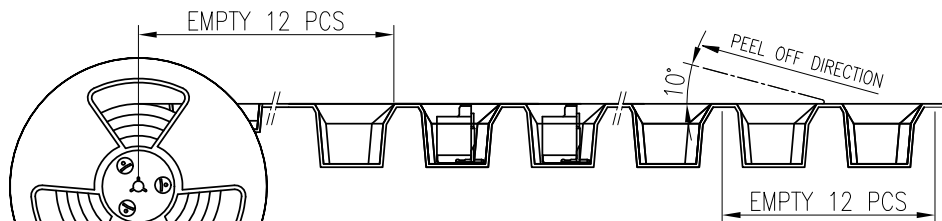
PEELING STRENGTH:10~130GF
PEELING SPEED:300mm/Min

CUST INFORMATION.

PART NO. NA	DRAWING NO. NA	REV. NA
----------------	-------------------	------------



LABEL 1=Q'TY : XX PCS



CKM
2022.05.27
研发部

POS	LABEL 1 Q TY	LABEL 2 Q TY	Weight Unit: (Kg)		DIMENSIONS	
	PCS / REEL	PCS / CARTON	Net Weight(D)	Gross Weight(D)	W	E
2	400	2000	1.00	3.10	24	25.5
3	400	2000	1.14	3.62	32	33.5
4	400	2000	1.27	3.75		
5	400	2000	1.46	3.94		
6	400	2000	1.60	4.07		
7	400	2000	1.72	4.57		
8	400	2000	1.86	4.71		
9	400	2000	1.99	4.84	44	45.5
10	400 (D)	2000 (D)	2.08	4.93		
11	400 (D)	2000 (D)	2.21	5.06		
12	400 (D)	2000 (D)	2.34	5.19		
13	400 (D)	2000 (D)	2.48	5.33		
14	400 (D)	1600 (D)	2.61	5.27		
15	400 (D)	1600 (D)	2.74	5.40		
16	400 (D)	1600 (D)	2.87	5.53		

E	EC-22050071	ADD NO LOGO SPEC	Ryan	2022.05.23
D	EC-21070941	Modify Net Weight&Gross Weight	Heimer	2021.06.28
REV.	ECN NO	REVISION RECORD	DRAW	DATE

TOLERANCE X. ±0.50 X.XXX ±0.15 X.X ±0.35 X.XX ±0.25 Angular ±5°		PART NO. 2015WVS-XP-XX-XX-HF		朝貴電子股份有限公司 CKM ELECTRONICS CO., LTD.	
		DRAWING NO. C-2015WVS-XP-XX-XX-HF		TITLE: 2.0mm PITCH VERTICAL SMT TYPE CONNECTOR	
DWG TYPE. Customer Drawing		APPROVED BY Ivan Su 2022/05/23	CHECKED BY Deliang Li 2022/05/23	DRAWN BY Ryan 2022/05/23	PAGE 2 OF 2 SCALE 4 : 1
				REV. E	