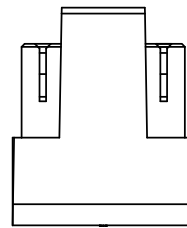
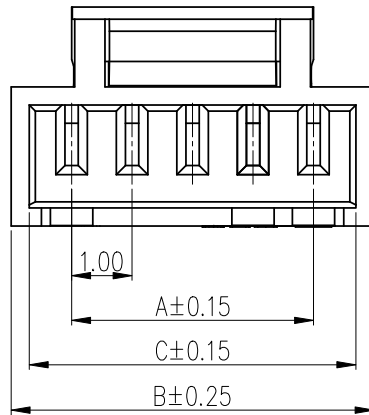
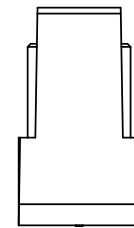


1 RoHS



FOR 4~20P
SCALE: 5/1



FOR 2~3P
SCALE: 5/1

NOTE:

1. MATERIALS: NYLON 66 UL 94V-0.

2. FLASH: 0.10mm MAX.

3. RoHS & HF COMPLIANCE.

4. BILL OF PART NO:

A1004HV-XX-A-HF

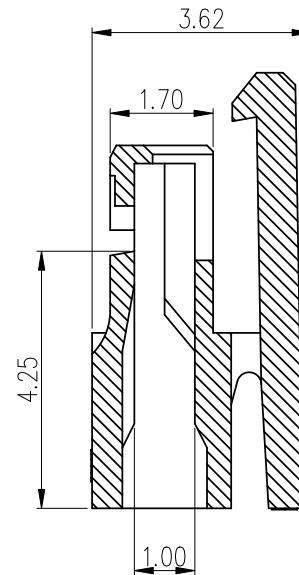
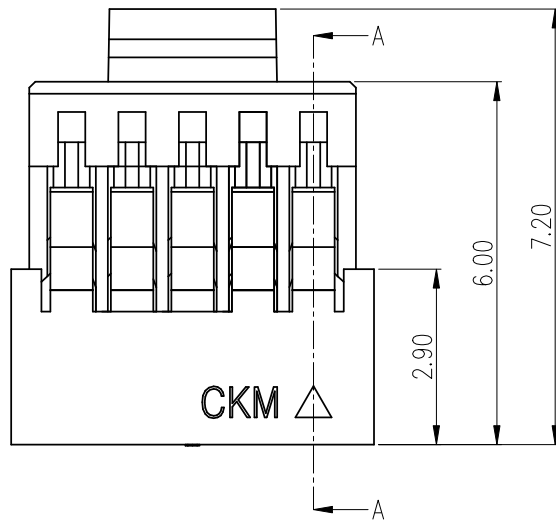
NO OF CIRCUITS: 2~12

HF=HALOGEN FREE

5. FOR COLOR, AVAILABILITY, DELIVERY & MOQ, CONTACT CKM.

6. DIMENSIONAL

POS.	A	B	C
02	—	3.0	2.4
03	2.0	4.0	3.4
04	3.0	5.0	4.4
05	4.0	6.0	5.4
06	5.0	7.0	6.4
07	6.0	8.0	7.4
08	7.0	9.0	8.4
09	8.0	10.0	9.4
10	9.0	11.0	10.4
11	10.0	12.0	11.4
12	11.0	13.0	12.4



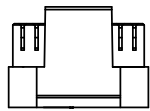
SECTION A-A



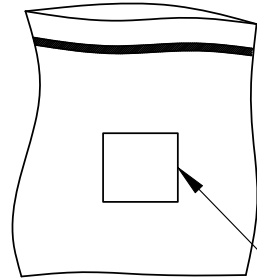

TOLERANCE		PART NO.		朝貴電子股份有限公司 CKM ELECTRONICS CO., LTD.	
X. XXX ±0.10	X.X ±0.30	A1004HV-XX-A-HF			
X.XX ±0.20	Angular ±2°	DRAWING NO.		DESCRIPTION	
UNIT: mm Customer Drawing		C-A1004HV-XX-A-HF		WTB 1.00mm PITCH PLUG HOUSING	
APPROVED BY	CHECKED BY	DRAWN BY	PAGE	1 OF 2	REV. C
			SCALE	10 : 1	

C		ADDS PACKING DIAGRAM	Rock	2016.12.28
B		UPGRADE DRAWING	Rock	2015.11.04
REV.	ECN NO	REVISION RECORD	DRAW	DATE

1
RoHS



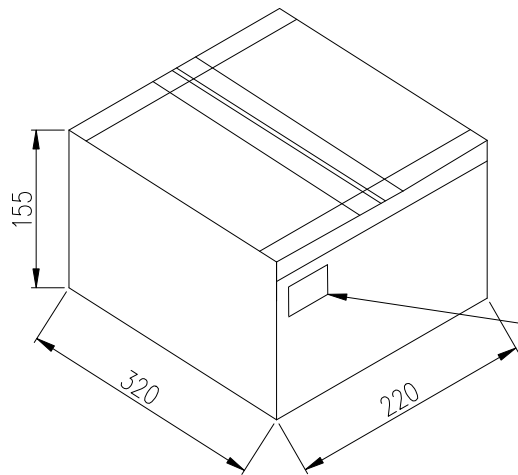
PRODUCT



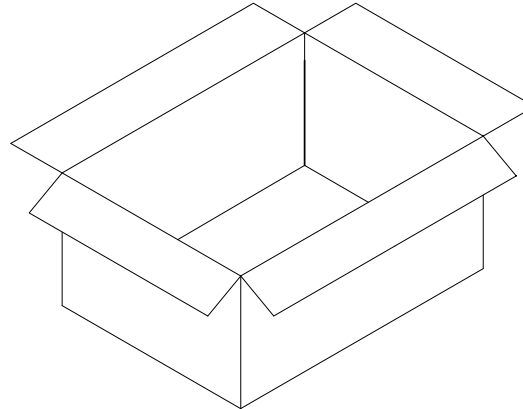
1000PCS/BAG

LABLE

POS.	PCS/BAG	PCS/CARTON	NET WEIGHT (KG)	CROSS WEIGHT (KG)
02	1000	30000	1.08	1.53
03	1000	30000	1.47	1.92
04	1000	30000	1.71	2.16
05	1000	28000	1.82	2.27
06	1000	28000	2.04	2.49
07	1000	28000	2.27	2.72
08	1000	25000	2.23	2.68
09	1000	25000	2.48	2.93
10	1000	25000	2.68	3.13
11	1000	20000	2.30	2.75
12	1000	20000	2.46	2.91



LABLE



TOLERANCE	
X.	X.XXX ±0.10
X.X ±0.30	
X.XX ±0.20	Angular ±2°
UNIT:	mm
DWG TYPE. Customer Drawing	

PART NO. A1004HV-XX-A-HF	
DRAWING NO. C-A1004HV-XX-A-HF	
APPROVED BY	CHECKED BY

朝貴電子股份有限公司 CKM ELECTRONICS CO., LTD.	
DESCRIPTION WTB 1.00mm PITCH PLUG HOUSING PACKING	
DRAWN BY SCALE 10 : 1	PAGE 2 OF 2 REV. C

C		ADDS PACKING DIAGRAM	Rock	2016.12.28
B		UPGRADE DRAWING	Rock	2015.11.04
REV.	ECN NO	REVISION RECORD	DRAW	DATE