

RoHS

HF

CKM
2023.10.31
研发部

NOTE:

1. MATERIAL:

1.1. INSULATION: LCP, UL 94V-0.

1.2. CONTACT: SQ 0.64mm COPPER ALLOY

2. FINISH:

CONTACT AREA: SELECTIVE GOLD PLATING;

SOLDERING AREA: MATTE TIN 100u" MIN. OR GOLD PLATING.

UNDER PLATING: NICKEL PLATING 50u" MIN. OVERALL.

SOLDER TAB: MATTE TIN 100u" MIN.; 50u" MIN. NICKEL PLATED OVERALL.

3. RoHS & HALOGEN FREE COMPLIANCE

4. BILL OF PART NO.

3001WV-XP-XX-XX-XX-XX-XXX-XX-XXX-HF-XX

→BLANK=CARTON W/ CKM LOGO(STANDARD)

NS=ALL W/O CKM LOGO

→PACKAGE: BLANK=TRAY PACKAGE

No. OF POS: 2~12

CONTACT & SOLDERING FINISH:

A=100u" MATTE-TIN (OVER ALL)

C=GOLD FLASH (OVER ALL)

C4=15u" GOLD PLATING/100u" MATTE-TIN

C7=30u" GOLD PLATING/100u" MATTE-TIN

COLOR:

BLANK=NATURAL

OR A=BLACK

→CONTACT MATERIAL:B=BRASS

OR HC=HIGH CONDUCTIVITY COPPER ALLOY

(W/ HC MARK ON INSULATOR)

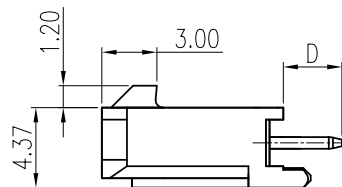
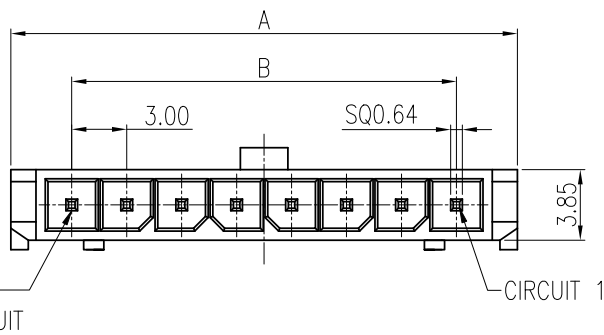
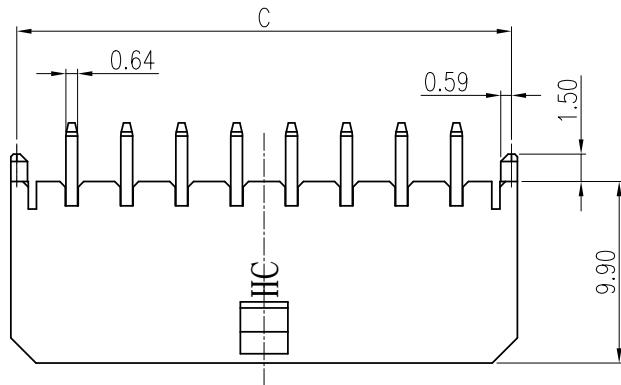
→VOID CIRCUIT: BLANK(STANDARD)

C:VOID 2,3,4

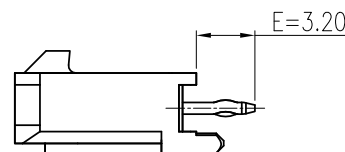
→KINK: BLANK=W/ KINK

OR NK=W/O KINK

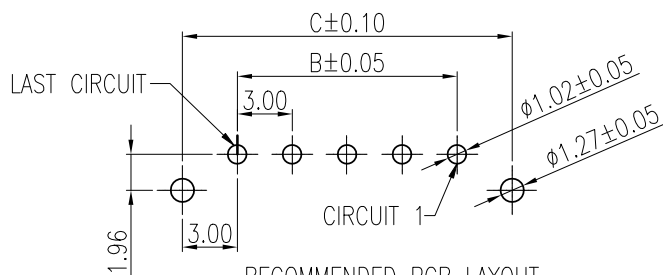
5. FOR COLOR, AVAILABILITY, DELIVERY & MOQ, CONTACT CKM.



STANDARD TYPE



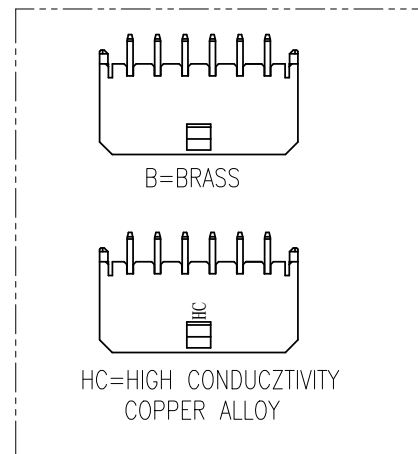
W/ KINK TYPE



RECOMMENDED PCB LAYOUT

PCB THICKNESS=1.6mm

GENERAL TOLERANCE ±0.05



B=BRASS

HC=HIGH CONDUCTIVITY COPPER ALLOY

12	39.65	33.00	39.0	30.6
11	36.65	30.00	36.0	27.6
10	33.65	27.00	33.0	24.6
9	30.65	24.00	30.0	21.6
8	27.65	21.00	27.0	18.6
7	24.65	18.00	24.0	15.6
6	21.65	15.00	21.0	12.6
5	18.65	12.00	18.0	9.6
4	15.65	9.00	15.0	6.6
3	12.65	6.00	12.0	1.9
2	9.65	3.00	9.0	1.9
POS	A	B	C	D

TOLERANCE	
X. ±0.50	X.XXX ±0.15
X.X ±0.35	
X.XX ±0.25	Angular ±5°
	UNIT: mm
DWG TYPE: Customer Drawing	

PART NO.	
3001WV-XP-XX-XX-XX-XX-XXX-XX-XXX-HF-XX	
DRAWING NO.	
C-3001WV-XP-XX-XX-XX-XX-XXX-XX-XXX-HF-XX	
APPROVED BY	CHECKED BY
Angus.Chen 2023.10.31	Sun.Lee 2023.10.31
DRAWN BY	PAGE
Rock 2023.10.31	10F3
	SCALE
	2.5 : 1

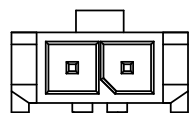
	朝貴電子股份有限公司 CKM ELECTRONICS CO., LTD.	
TITLE: MICRO FIT 3.0PITCH VERTICAL HEADER SINGLE ROW DIP TYPE		
REV.	A	

A		NEW RELEASE	Rock	2023.10.31
REV.	ECN NO	REVISION RECORD	DRAW	DATE

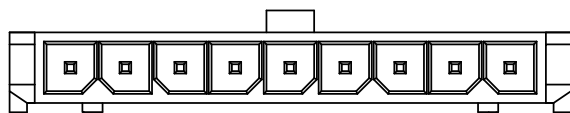
RoHS

HF

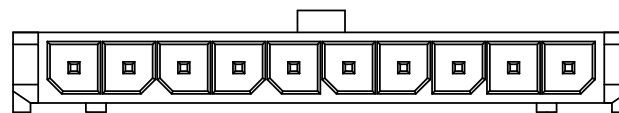
CKM
2023.10.31
研发部



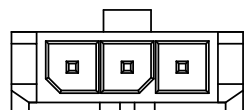
2 POS



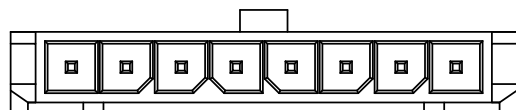
9 POS



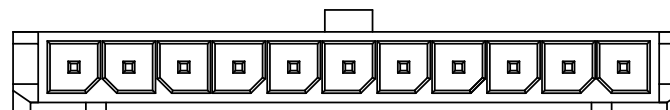
10 POS



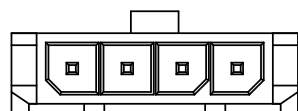
3 POS



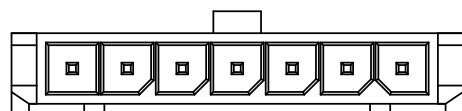
8 POS



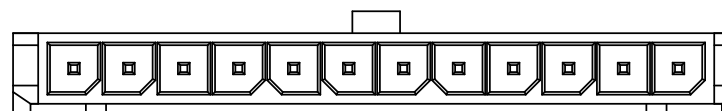
11 POS



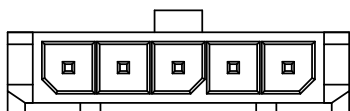
4 POS



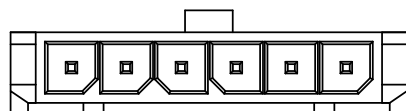
7 POS



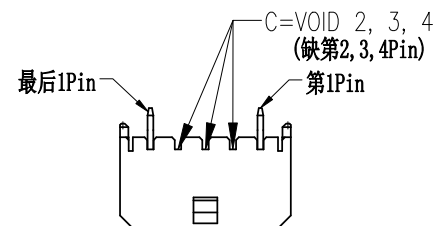
12 POS



5 POS



6 POS



3001WV-XP-XX-XX-XX-C-XX-XXX-HF-XX

TOLERANCE	
X. ±0.50	X.XXX ±0.15
X.X ±0.35	
X.XX ±0.25	Angular ±5°
	UNIT: mm
DWG TYPE. Customer Drawing	

PART NO. 3001WV-XP-XX-XX-XX-XXX-HF-XX
DRAWING NO. C-3001WV-XP-XX-XX-XX-XXX-HF-XX

朝貴電子股份有限公司 CKM ELECTRONICS CO., LTD.
TITLE. MICRO FIT 3.0PITCH VERTICAL HEADER SINGLE ROW DIP TYPE

APPROVED BY Angus.Chen 2023.10.31	CHECKED BY Sun.Lee 2023.10.31	DRAWN BY Rock 2023.10.31	PAGE 20F3	REV. A
SCALE 2.5 : 1				

A	NEW RELEASE	Rock	2023.10.31
REV.	ECN NO	REVISION RECORD	DRAW DATE

RoHS

HF


CKM
2023.10.31
研发部

425(L)*265(W)*6.5(H)




TRAY BOTTOM COVER

425(L)*265(W)*8.5(H)

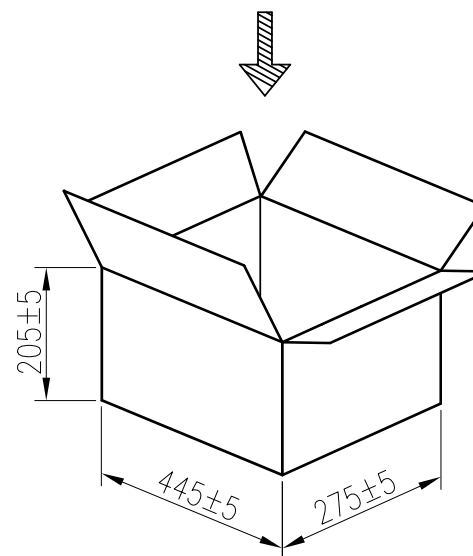


TRAY TOP COVER



12 STACKS

POS	PCS/TRAY	PCS/CARTON
2	615	7380
3	465	5580
4	375	4500
5	315	3780
6	270	3240
7	240	2880
8	210	2520
9	195	2340
10	165	1980
11	150	1800
12	135	1620



TOLERANCE		PART NO.		朝貴電子股份有限公司 CKM ELECTRONICS CO., LTD.	
X. ±0.50	X.XXX ±0.15	3001WV-XP-XX-XX-XXX-XX-XXX-HF-XX			
X.X ±0.35	Angular ±5°	DRAWING NO.		TITLE. MICRO FIT 3.0PITCH VERTICAL HEADER SINGLE ROW DIP TYPE	
X.XX ±0.25		C-3001WV-XP-XX-XX-XXX-XX-XXX-HF-XX			
UNIT: mm DWG TYPE. Customer Drawing		APPROVED BY	CHECKED BY	DRAWN BY	PAGE
		Angus.Chen 2023.10.31	Sun.Lee 2023.10.31	Rock 2023.10.31	30F3
				SCALE	REV.
				2.5 : 1	A

A		NEW RELEASE	Rock	2023.10.31
REV.	ECN NO	REVISION RECORD	DRAW	DATE