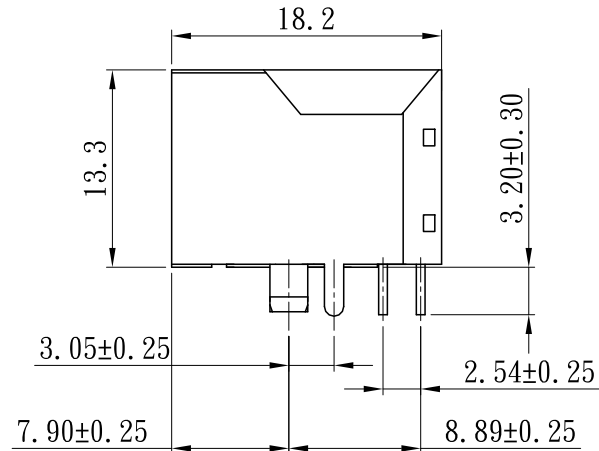
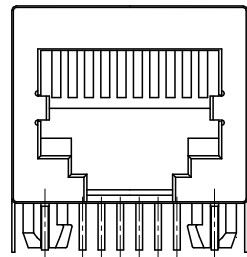
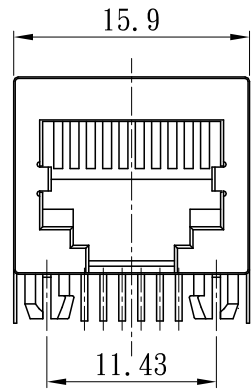


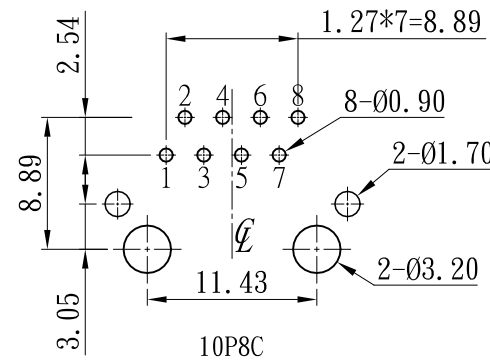
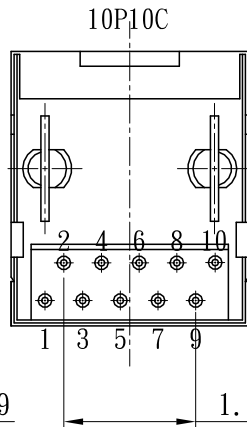
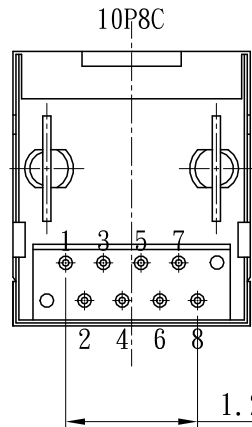
RoHS

CUST INFORMATION.

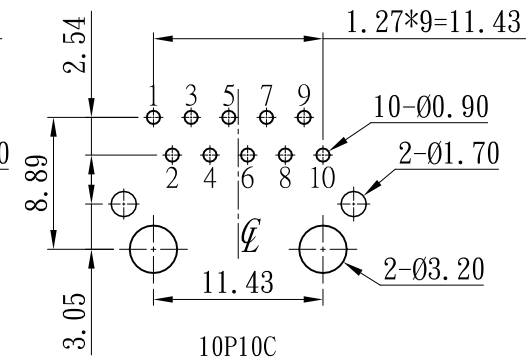
PART NO. NA	DRAWING NO. NA	REV. NA
----------------	-------------------	------------



1. MATERIAL:
 HOUSING: THERMOPLASTIC, UL94 V-0
 INSERT: THERMOPLASTIC, UL94 V-0
 CONTACT: Ø0.45MM PHOSPHOR BRONZE
 GOLD PLATING OVER NICKEL.
 SHIELD: COPPER ALLOY, T=0.20mm
 NICKEL PLATING OVERALL.



10P8C
 RECOMMENDED PCB LAYOUT
 TOLERANCE ±0.05mm
 TOP VIEW (COMPONENT SIDE)



10P10C
 RECOMMENDED PCB LAYOUT
 TOLERANCE ±0.05mm
 TOP VIEW (COMPONENT SIDE)

A		NEW RELEASE	Flyer	2023/06/26
REV.	ECN NO	REVISION RECORD	DRAW	DATE

TOLERANCE X. X.XXX ±0.10 X.X ±0.30 X.XX ±0.20 Angular ±2°		PART NO. 5621SC-0X0X-1000-XX		朝貴電子股份有限公司 CKM ELECTRONICS CO., LTD.	
UNIT: mm		DRAWING NO. C-5621SC-0X0X-1000-XX		TITLE: RJ45 5621 SERIES 10P8C/10P10C 1*1 W/O LED W/ SHIELD TYPE	
DWG TYPE. Customer Drawing		APPROVED BY Ivan 2023/06/26	CHECKED BY Flyer 2023/06/26	DRAWN BY Flyer 2023/06/26	PAGE 1 OF 1 SCALE 2 : 1
				REV. A	QMI-P12-05-01