

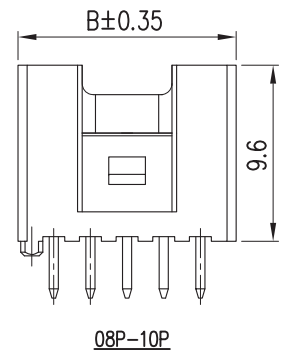
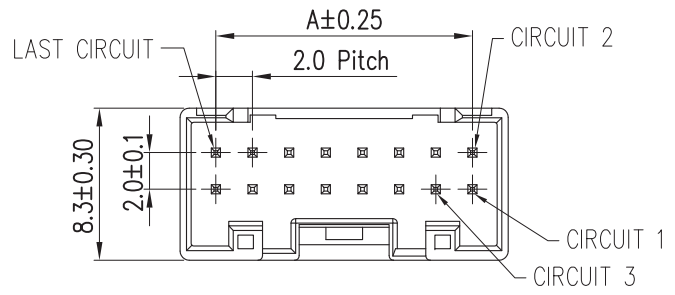
# Proposal Drawing

RoHS

HF

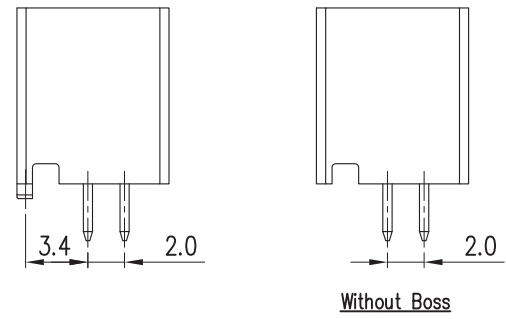
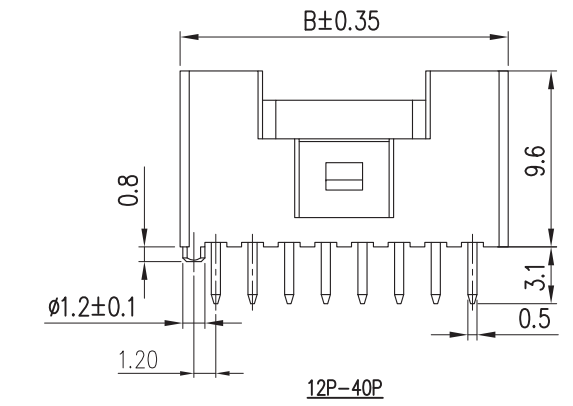
## CUST INFORMATION.

PART NO.	DRAWING NO.	REV.

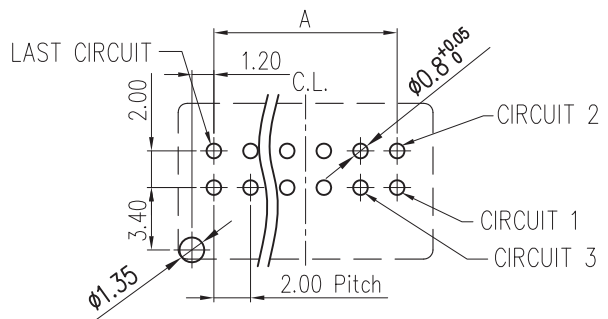


NOTES:

- MATERIAL SPECIFICATION:
  - 1.1 INSULATOR: PA66, UL 94V-0
  - 1.2 CONTACT: 0.50mm THICKNESS BRASS
- FINISH:
  - CONTACT AREA: TIN PLATING OR GOLD FLASH OVERALL.
  - UNDER PLATING: 50u" MIN. NICKEL PLATING OVERALL.
- RoHS & HALOGEN FREE COMPLIANT
- BILL OF PART NO:
  - 2022WV-XXP-X X-XX-XX-XXX-HF
  - No. OF CIRCUITS: 08~40
  - CONTACT&SOLDERING FINISH
    - A =100u" MATTE TIN PLATING (OVERALL)
    - B =100u" BRIGHT TIN PLATED (OVERALL)
    - CA = 2u" GOLD FLASH(OVERALL)
  - COLOR: BLANK=NATURAL
    - OR A=BLACK
    - C=RED
- FOR FINISH, COLOR, AVAILABILITY, DELIVERY & MOQ, CONTACT CKM
- DIMENSIONAL



POS	A	B	POS	A	B
8	6.0	10.0	26	24.0	28.0
10	8.0	12.0	28	26.0	30.0
12	10.0	14.0	30	28.0	32.0
14	12.0	16.0	32	30.0	34.0
16	14.0	18.0	34	32.0	36.0
18	16.0	20.0	36	34.0	38.0
20	18.0	22.0	38	36.0	40.0
22	20.0	24.0	40	38.0	42.0
24	22.0	26.0			



RECOMMENDED PCB LAYOUT  
GENERAL TOLERANCE: ±0.05



<b>TOLERANCE</b>		<b>PART NO.</b>		朝貴電子股份有限公司 CKM ELECTRONICS CO., LTD.	
X. X.X ±0.30	X.XXX ±0.10	2022WV-XXP-XX-XX-XX-XXX-HF			
X.XX ±0.20	Angular ±2°	<b>DRAWING NO.</b>		<b>TITLE.</b>	
UNIT: mm Customer Drawing		C-2022WV-XXP-XX-XX-XX-XXX-HF		2.0mm PITCH VERTICAL TYPE	
<b>APPROVED BY</b>	<b>CHECKED BY</b>	<b>DRAWN BY</b>	<b>PAGE</b>	<b>REV.</b>	
Ivan Su	Lance	Secily	1 OF 1	1	
2022.01.06	2022.01.06	2022.01.06	<b>SCALE</b>		
			2 : 1		

1	PROPOSAL DRAWING	Secily	2022.01.06
REV.	ECN NO	REVISION RECORD	DRAW DATE