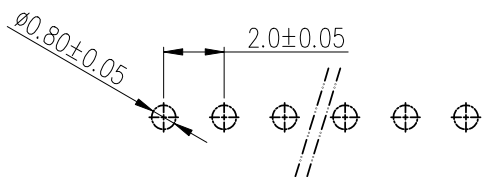
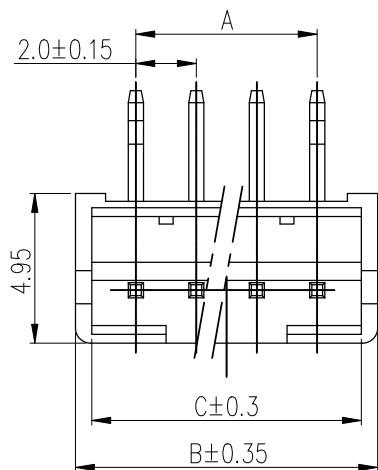


RoHS



RECOMMENDED PCB LAYOUT

T=1.0mm~1.6mm

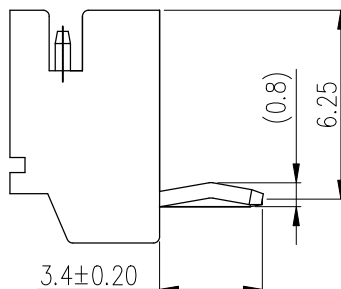
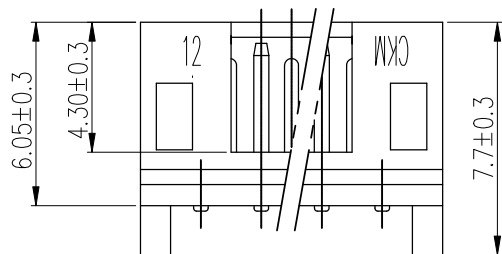
NOTE:

- MATERIAL SPECIFICATION:
  - 1.1 INSULATION: NYLON 66 UL 94V-0
  - 1.2 CONTACT: SQ. 0.50mm BRASS
- FINISH: TIN PLATED.
- BILL OF PART NO:

2001WR-XP-XX-HF

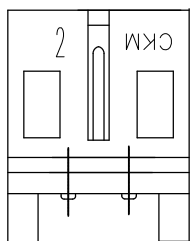
NO. OF CIRCUITS: 2~16  
 FINISH: A=MATTE TIN PLATED B=BRIGHT TIN PLATED  
 HF=HALOGEN FREE  
 COLOR: BLANK(NATURAL) OR A~U

5. DIMENSIONAL



POS	A	B	C
2	2.00	6.00	4.90
3	4.00	8.00	6.90
4	6.00	10.00	8.90
5	8.00	12.00	10.90
6	10.00	14.00	12.90
7	12.00	16.00	14.90
8	14.00	18.00	16.90
9	16.00	20.00	18.90
10	18.00	22.00	20.90
11	20.00	24.00	22.90
12	22.00	26.00	24.90
13	24.00	28.00	26.90
14	26.00	30.00	28.90
15	28.00	32.00	30.90
16	30.00	34.00	32.90

COLOR CODE	
BLANK	NATURAL
A	BLACK
B	BROWN
C	RED
D	ORANGE
E	YELLOW
F	GREEN
G	BLUE
H	PURPLE
J	GREY
K	WHITE
M	MILKY YELLOW
Q	BRICK RED
U	MILKY WHITE



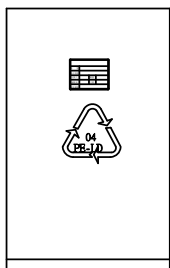
(2 CIRCUITS)

TOLERANCE		PART NO.		朝貴電子股份有限公司 CKM ELECTRONICS CO., LTD.		
X.	X.XXX ±0.10	2001WR-XP-XX-HF				
X.X	±0.30	DRAWING NO.		DESCRIPTION		
X.XX	±0.20	C- 2001WR-XP-XX-HF		2.0mm PITCH RIGHT ANGLE DIP TYPE CONNECTOR		
UNIT: mm DWG TYPE. Customer Drawing		APPROVED BY	CHECKED BY	DRAWN BY	PAGE	REV. C
		Angus Chen 2017.03.24	Angus Chen 2017.03.24	Winner 2017.03.24	1 OF 2	
				SCALE		
				4 : 1		


C		UPDATE DRAWING	WINNER	2017.06.09
B		UPDATE DRAWING	WINNER	2017.03.24
REV.	ECN NO	REVISION RECORD	DRAW	DATE

RoHS

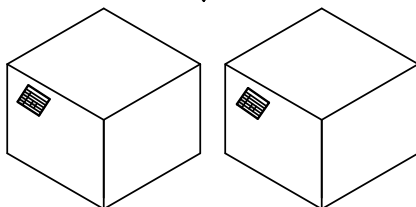
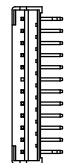
HF



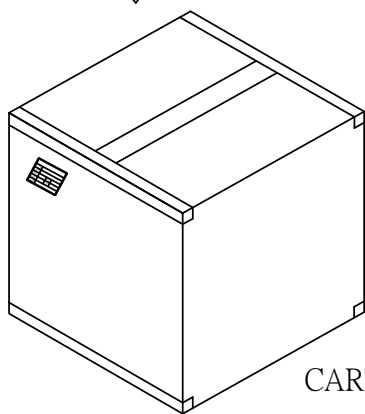
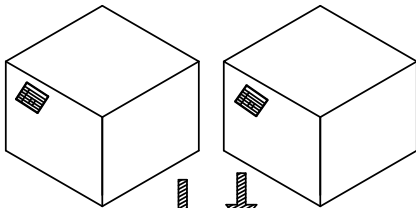
BAG



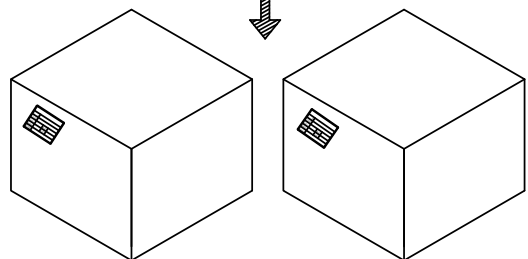
BAG



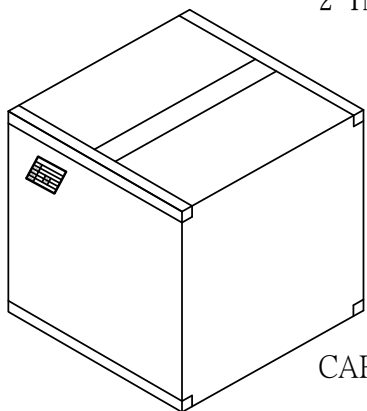
32\*22\*15.5  
4 INNER BOX



CARTON



32\*22\*15.5  
2 INNER BOX



CARTON



POS	BAG PCS/BAG	INNER BOX PCS/BOX	CARTON PCS/CARTON	NET WEIGHT (KG)	CROSS WEIGHT (KG)
2	1000x16	16Kx2	32.0K	4.90	6.20
3	1000x12	12Kx2	24.0K	4.80	6.10
4	550x16	8.2Kx2	17.6K	4.40	5.70
5	450x16	7.2Kx2	14.4K	4.13	5.43
6	400x16	6.4Kx4	25.6K	8.45	10.64
7	350x16	5.6Kx4	22.4K	8.32	10.51
8	300x16	4.8Kx4	19.2K	8.00	10.20
9	300x14	4.2Kx4	16.8K	7.73	9.90
10	250x14	3.5Kx4	14.0K	7.40	9.56
11	250x14	3.5Kx4	14.0K	7.95	10.10
12	200x16	3.2Kx4	12.8K	7.68	9.87
13	200x12	2.4Kx4	9.60K	6.00	8.14
14	200x13	2.6Kx4	10.4K	7.39	9.51
15	180x15	2.7Kx4	14.4K	6.36	8.54
16	180x14	2.52Kx4	14.4K	7.78	9.95

TOLERANCE	
X. X.X ±0.30 X.XX ±0.20	X.XXX ±0.10 Angular ±2°
	UNIT: mm
DWG TYPE. <b>Customer Drawing</b>	

PART NO. 2001WR-XP-XX-HF		朝貴電子股份有限公司 CKM ELECTRONICS CO., LTD.	
DRAWING NO. C- 2001WR-XP-XX-HF		DESCRIPTION 2.0mm PITCH RIGHT ANGLE DIP TYPE CONNECTOR	
APPROVED BY Angus Chen 2017.03.24	CHECKED BY Angus Chen 2017.03.24	DRAWN BY Winner 2017.03.24	PAGE 2 OF 2 SCALE 4 : 1
			REV. C

C		UPDATE DRAWING	WINNER	2017.06.09
B		UPDATE DRAWING	WINNER	2017.03.24
REV.	ECN NO	REVISION RECORD	DRAW	DATE