

RoHS

HF

NOTE:

1. MATERIAL SPECIFICATION:

1.1 INSULATION: HIGH TEMPERATURE, UL 94V-0.

1.2 CONTACT: THICK 0.25mm COPPER ALLOY

1.3 NAIL: THICK 0.40mm COPPER ALLOY

2. FINISH SPECIFICATION:

2.1 CONTACT & NAIL: MATTE TIN/GOLD PLATED.

2.2 NAIL MATTE TIN PLATED.

3. RoHS & HF COMPLIANCE

4. BILL OF PART NO:

1503WRS-XP-XX-HF

No OF CIRCUITS: 2~15
FINISH
HF=HALOGEN FREE
COLOR:BLANK(NATURAL).
A=BLACK

A=MATTE TIN PLATING.

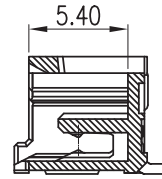
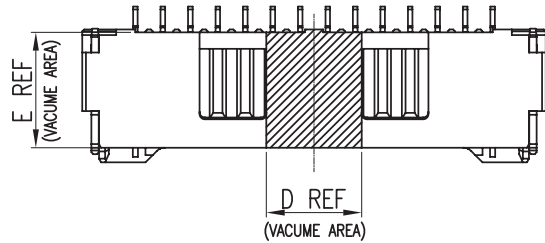
C=GOLD PLATED

C4=15u" GOLD PLATED

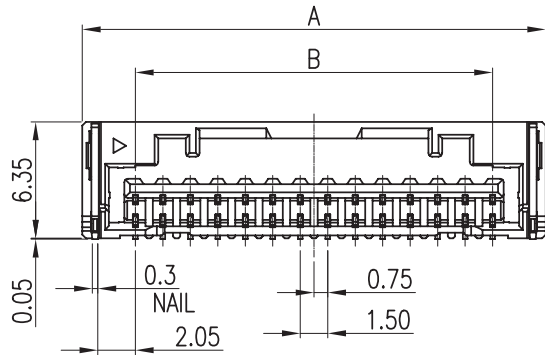
C7=30u" GOLD PLATED

5. FOR COLOR, AVAILABILITY, DELIVERY & MOQ, CONTACT CKM.

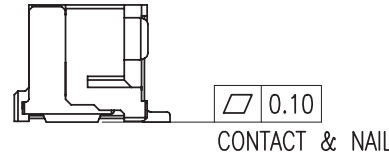
6. DIMENSIONAL



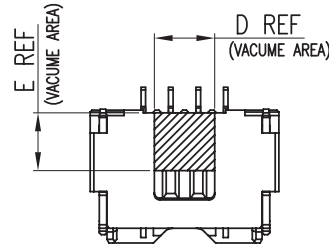
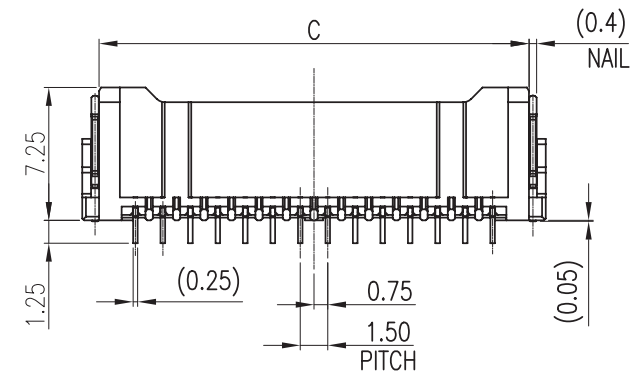
SECTION A-A



CKM
2023.06.27
研發部



CONTACT & NAIL



2PIN~5PIN

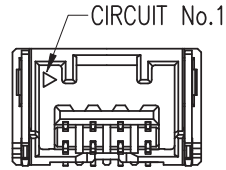
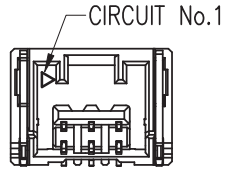
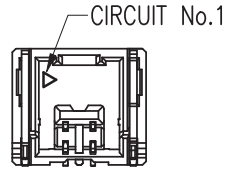
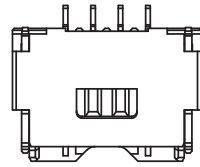
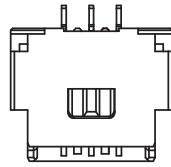
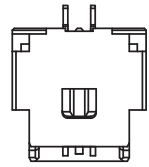
Pos.	A	B	C	D	E
2	7.30	—	5.5	2.3	2.9
3	8.80	3.00	7.0	2.55	2.9
4	10.30	4.50	8.5	3.3	2.9
5	11.80	6.00	10.0	3.6	2.9
6	13.30	7.50	11.5	2.3	6.0
7	14.80	9.00	13.0	2.5	6.0
8	16.30	10.50	14.5	2.5	6.0
9	17.80	12.00	16.0	3.2	6.0
10	19.30	13.50	17.5	3.2	6.0
11	20.80	15.00	19.0	5.2	6.0
12	22.30	16.50	20.5	5.2	6.0
13	23.80	18.00	22.0	5.2	6.0
14	25.30	19.50	23.5	5.2	6.0
15	26.80	21.00	25.0	5.2	6.0

TOLERANCE		PART NO.		朝貴電子股份有限公司 CKM ELECTRONICS CO., LTD.	
X. X.XXX ±0.10		1503WRS-XP-XX-HF			
X.X ±0.30		DRAWING NO.		TITLE. 1.5mm PITCH WAFER R/A SMT TYPE	
X.XX ±0.20	Angular ±2°	C-1503WRS-XP-XX-HF			
		UNIT:	APPROVED BY	CHECKED BY	DRAWN BY
		mm	Angus.Chen 2016/10/17	Angus.Chen 2016/10/17	Rock 2016/10/17
DWG TYPE. Customer Drawing				PAGE	REV.
				1 OF 3	C
				SCALE	
				2.5 : 1	

C		UPGRADE DRAWING	Rock	2016.10.17
B		UPGRADE DRAWING	Rock	2016.06.24
REV.	ECN NO	REVISION RECORD	DRAW	DATE

RoHS

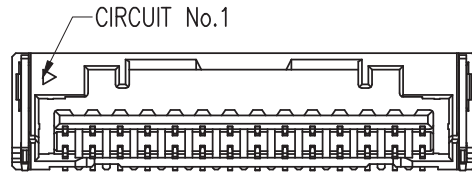
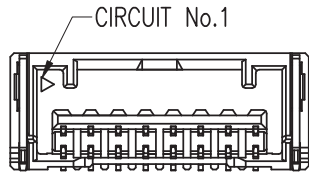
HF



CASE OF 2P CIRCUIT

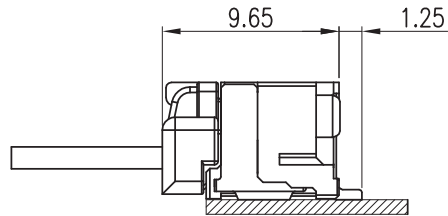
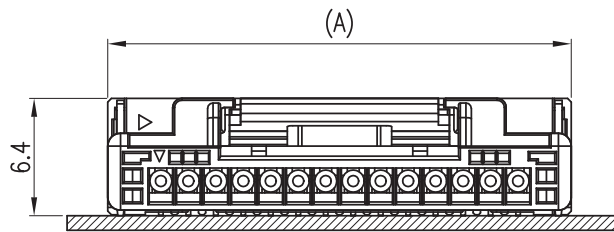
CASE OF 3P CIRCUIT

CASE OF 4P~5P CIRCUIT

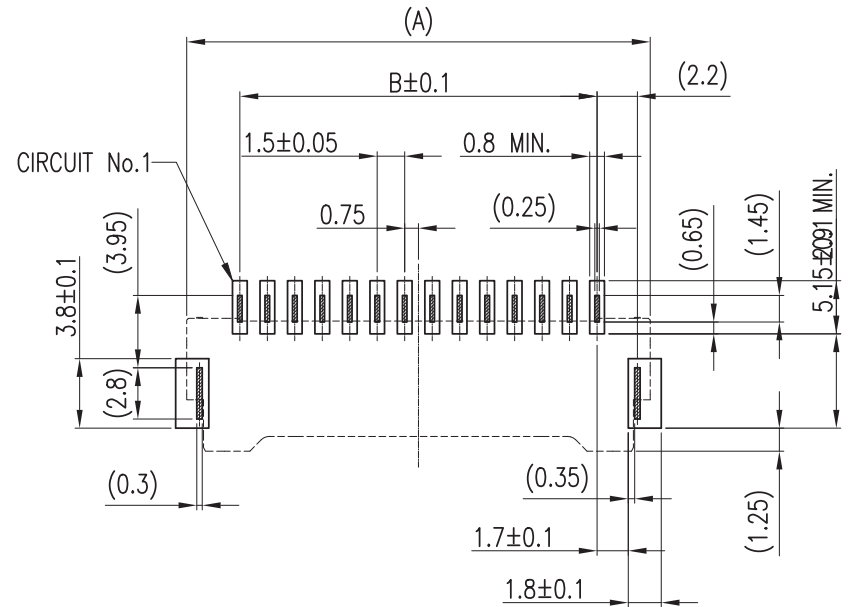


CASE OF 6P~11P CIRCUIT

CASE OF 12P~15P CIRCUIT



MATED CONNECTORS



RECOMMENDED P.C.B LAYOUT
GENERAL TOLERANCE ±0.05



TOLERANCE X. X.XXX ±0.10 X.X ±0.30 X.XX ±0.20 Angular ±2°		PART NO. 1503WRS-XP-XX-HF		朝貴電子股份有限公司 CKM ELECTRONICS CO., LTD.	
		DRAWING NO. C-1503WRS-XP-XX-HF		TITLE. 1.5mm PITCH WAFER R/A SMT TYPE	
UNIT: mm		APPROVED BY Angus.Chen 2016/10/17	CHECKED BY Angus.Chen 2016/10/17	DRAWN BY Rock 2016/10/17	PAGE 2 OF 3 SCALE 2.5 : 1
DWG TYPE. Customer Drawing				REV. C	

C		UPGRADE DRAWING	Rock	2016.10.17
B		UPGRADE DRAWING	Rock	2016.06.24
REV.	ECN NO	REVISION RECORD	DRAW	DATE

RoHS

HF

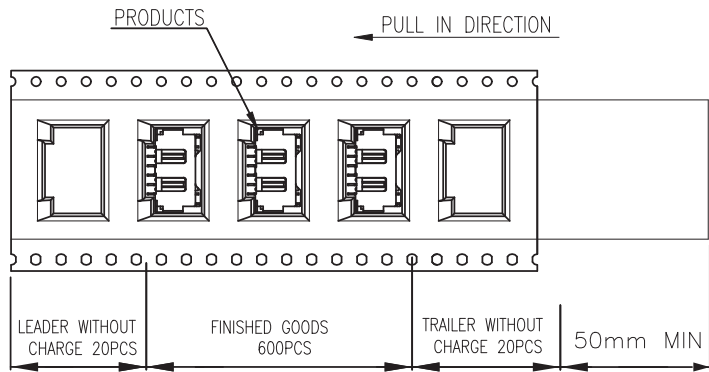


FIGURE 1

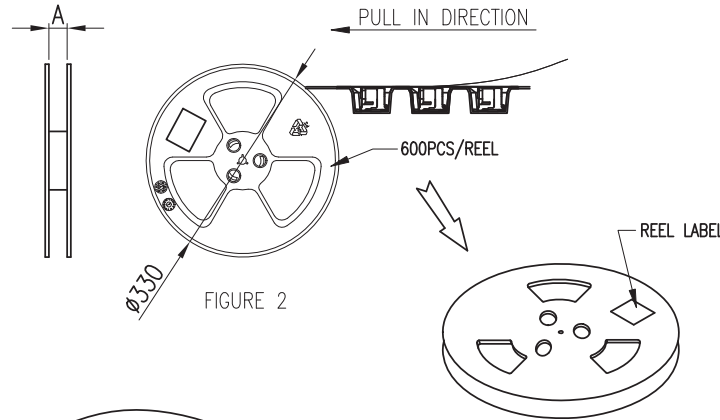


FIGURE 2

FIGURE 3

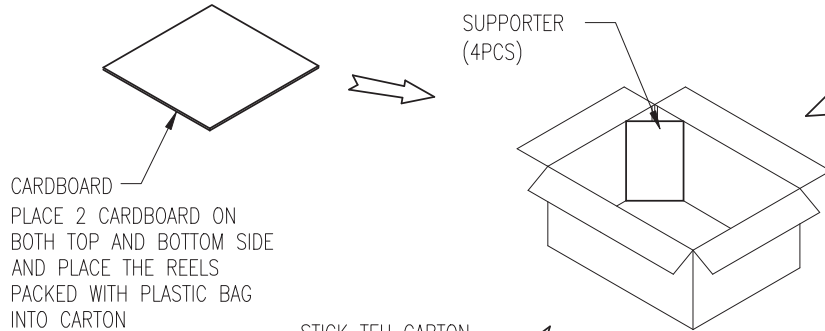


FIGURE 4

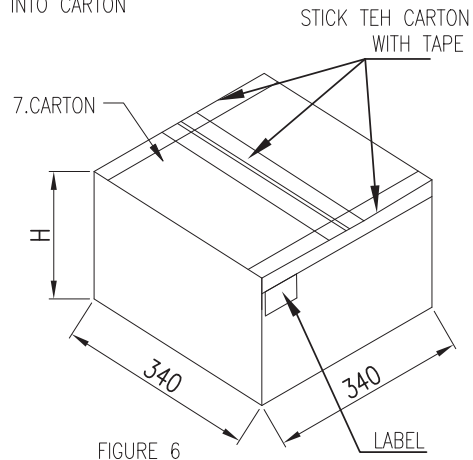


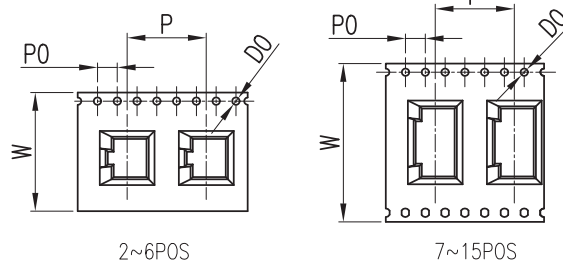
FIGURE 5

FIGURE 6

POS	PCS/REEL	PCS/CARTON	淨重/箱 (Kg)	毛重/箱 (Kg)
2	600	3000	1.12	4.01
3	600	3000	1.28	4.17
4	600	3000	1.41	4.30
5	600	3000	1.54	4.43
6	600	3000	1.64	4.53
7	600	3000	1.76	5.15
8	600	3000	1.87	5.26
9	600	3000	2.00	6.09
10	600	3000	2.13	6.22
11	600	3000	2.27	6.36
12	600	3000	2.48	6.57
13	600	3000	2.67	6.76
14	600	3000	2.87	6.96
15	600	3000	3.06	7.15

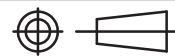
POS.	A	W	H
2P~6P	24.5	24.0	180
P	PO	DO	
7P~8P	32.4	32.0	220
9P~15P	44.5	44.0	280

CKM
2023.06.27
研發部



TOLERANCE

X. X.XXX ±0.10
X.X ±0.30
X.XX ±0.20
Angular ±2°



UNIT: mm

DWG TYPE. Customer Drawing

PART NO.

1503WRS-XP-XX-HF

DRAWING NO.

C-1503WRS-XP-XX-HF

APPROVED BY

Angus.Chen
2015/07/21

CHECKED BY

Sun.lee
2015/07/21

DRAWN BY

Rock
2015/07/21

PAGE

3 OF 3

SCALE

2.5 : 1

REV.

C

朝貴電子股份有限公司
CKM ELECTRONICS CO., LTD.

TITLE: 1.5mm PITCH WAFER R/A SMT TYPE PACKING

REV.	ECN NO	REVISION RECORD	DRAW	DATE
C		UPGRADE DRAWING	Rock	2016.10.17
B		UPGRADE DRAWING	Rock	2016.06.24