

RoHS



HF

NOTE:

- MATERIAL SPECIFICATION:
  - INSULATION: LCP UL 94V-0,COLOR:SEE P/N.
  - CAP: LCP UL 94V-0,COLOR:NATURAL.
  - CONTACT: THICK 0.3mm PHOSPHOR BRONZE.
  - SOLDER TAB: THICK 0.25mm PHOSPHOR BRONZE.

- FINISH SPECIFICATION:
  - CONTACT: MATTE TIN PLATED/GOLD FLATED
  - SOLDER TAB: MATTE TIN PLATED

3. RoHS & HF COMPLIANCE

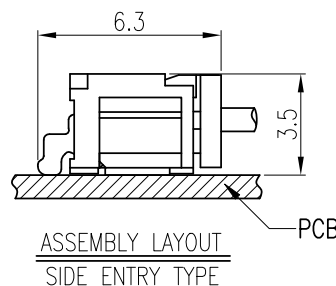
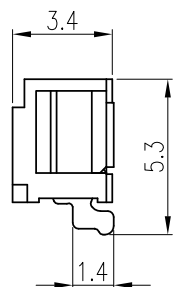
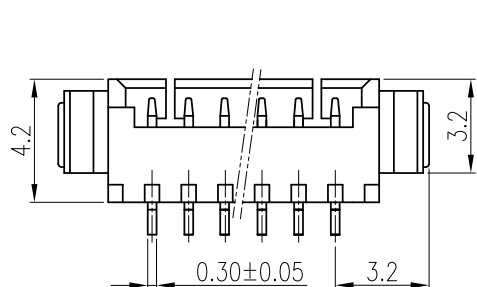
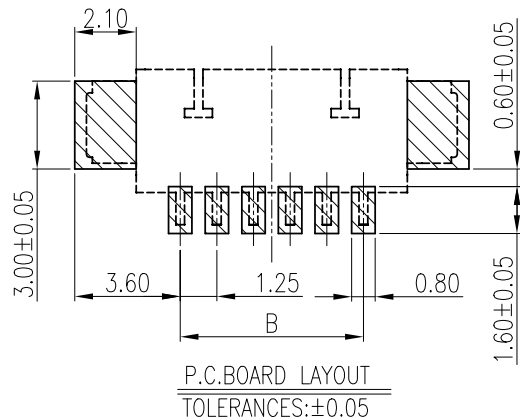
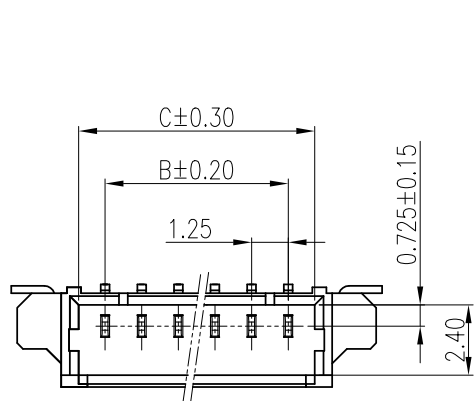
4. BILL OF PART NO:

1253WE-XP-XX-HF

NO. OF CIRCUITS: 2~15  
 FINISH: A=MATTE TIN PLATED  
 C=GOLD FLASH PLATED  
 HF=HALOGEN FREE  
 COLOR: BLANK(NATURAL) OR A & G

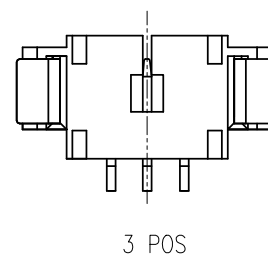
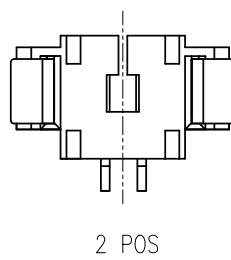
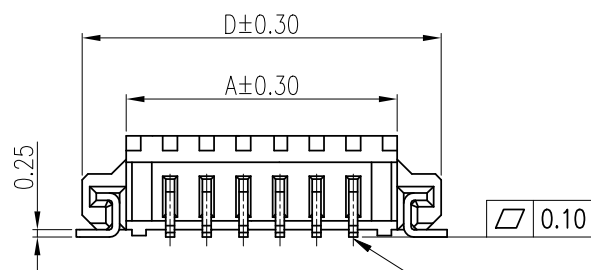
5. FOR COLOR,AVAILABILITY,DELIVERY AND MOQ,PLEASE CONTACT CKM.

6. DIMENSIONAL



POS	A	B	C	D
2	4.25		3.05	7.25
3	5.50	2.50	4.30	8.50
4	6.75	3.75	5.55	9.75
5	8.00	5.00	6.80	11.00
6	9.25	6.25	8.05	12.25
7	10.50	7.50	9.30	13.50
8	11.75	8.75	10.55	14.75
9	13.00	10.00	11.80	16.00
10	14.25	11.25	13.05	17.25
11	15.50	12.50	14.30	18.50
12	16.75	13.75	15.55	19.75
13	18.00	15.00	16.80	21.00
14	19.25	16.25	18.05	22.25
15	20.50	17.50	19.30	23.50

COLOR	CODE
BLANK	NATURAL
A	BLACK
G	BLUE

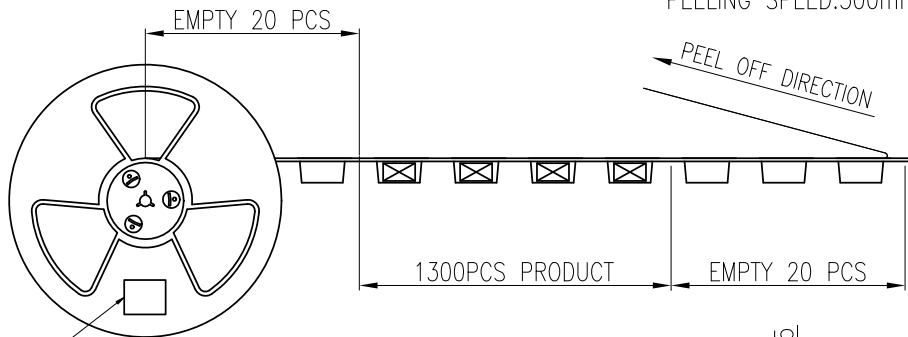
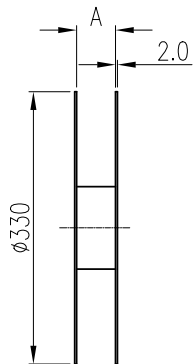


CKM  
2022.06.24  
研发部

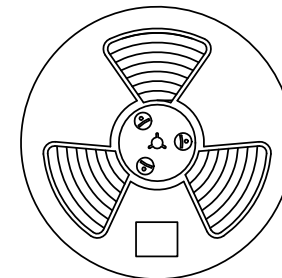
<b>TOLERANCE</b> X. X.XXX ±0.10 X.X ±0.30 X.XX ±0.20 Angular ±2°		<b>PART NO.</b> 1253WE-XP-XX-HF		朝貴電子股份有限公司 CKM ELECTRONICS CO., LTD.	
UNIT: mm <b>DWG TYPE.</b> Customer Drawing		<b>DRAWING NO.</b> C-125102X7-XXHF		<b>DESCRIPTION</b> CKM1253WE SERIES 1.25mm PITCH RIGHT ANGLE SMT TYPE	
<b>APPROVED BY</b> Ivan.Su 2022.06.20		<b>CHECKED BY</b> Sun.Lee 2022.06.20		<b>DRAWN BY</b> Rock 2022.06.20	
				<b>PAGE</b> 1 OF 2	
				<b>SCALE</b> 4 : 1	
				<b>REV.</b> E	

E	EC-22060075	UPGRADE DESCRIPTION	Rock	2022.06.20
D	EC-22030061	UPGRADE DRAWING	Rock	2022.03.22
REV.	ECN NO	REVISION RECORD	DRAW	DATE

RoHS



PEELING STRENGTH:10~130GF  
PEELING SPEED:300mm/Min



LABEL  
STICK TO  
THE BACK

TABLE 2:

POS	PCS/REEL	PCS/CARTON	NET WEIGHT (KG)	CROSS WEIGHT (KG)
2	1300	3900	0.47	2.60
3	1300	3900	0.56	2.69
4	1300	3900	0.64	2.76
5	1300	3900	0.72	2.85
6	1300	3900	0.80	2.93
7	1300	3900	0.88	3.01
8	1300	3900	0.96	3.09
9	1300	3900	1.05	3.87
10	1300	3900	1.13	3.96
11	1300	3900	1.21	4.04
12	1300	3900	1.29	4.12
13	1300	3900	1.37	4.20
14	1300	3900	1.45	4.28
15	1300	3900	1.54	4.36

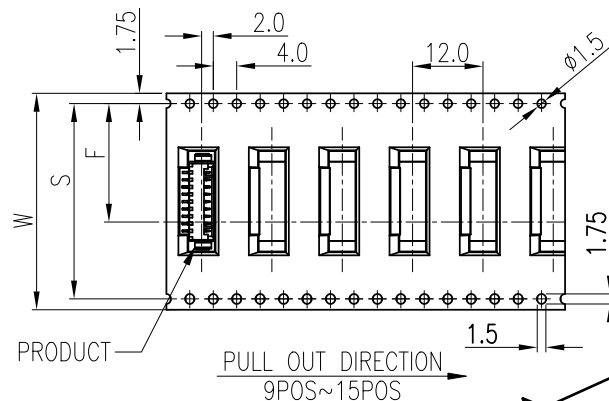
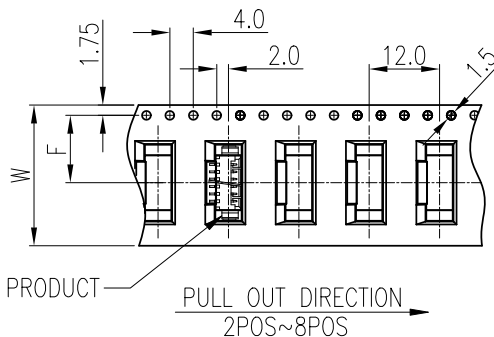
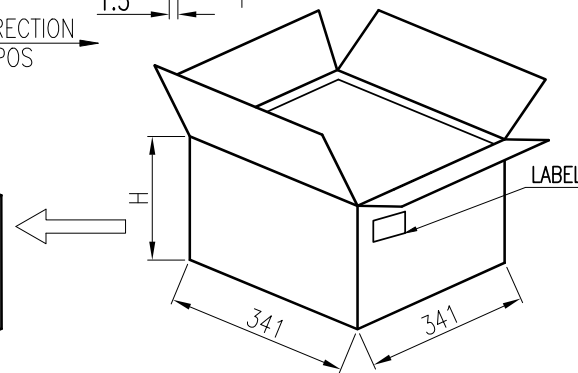
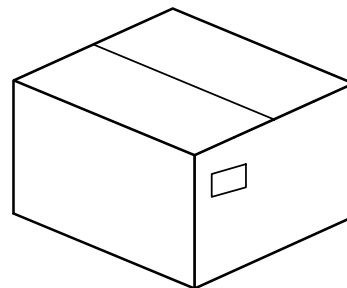


TABLE 1:

POS.	A	W	S	F	H
2~8	24.5	24.0	/	11.5	120
9~15	44.5	44.0	40.4	20.2	180



<b>TOLERANCE</b>		<b>PART NO.</b>		朝貴電子股份有限公司	
X. X.XXX ±0.10	X.XXX ±0.10	<b>1253WE-XP-XX-HF</b>		CKM ELECTRONICS CO., LTD.	
X.X ±0.30	X.X ±0.30	<b>DRAWING NO.</b>		<b>DESCRIPTION</b>	
X.XX ±0.20	Angular ±2°	<b>C-125102X7-XXHF</b>		<b>CKM1253WE SERIES</b>	
		<b>UNIT:</b>		<b>1.25mm PITCH RIGHT ANGLE SMT TYPE PACKING</b>	
mm		<b>APPROVED BY</b>	<b>CHECKED BY</b>	<b>DRAWN BY</b>	<b>PAGE</b>
<b>DWG TYPE.</b>		<b>Ivan.Su</b>	<b>Sun.Lee</b>	<b>Rock</b>	<b>2 OF 2</b>
<b>Customer Drawing</b>		<b>2022.06.20</b>	<b>2022.06.20</b>	<b>2022.06.20</b>	<b>REV.</b>
					<b>E</b>
					<b>SCALE</b>
					<b>4 : 1</b>

E	EC-22060075	UPGRADE DESCRIPTION	Rock	2022.06.20
D	EC-22030061	UPGRADE DRAWING	Rock	2022.03.22
<b>REV.</b>	<b>ECN NO</b>	<b>REVISION RECORD</b>	<b>DRAW</b>	<b>DATE</b>